

ACADEMIC YEAR
2018 – 2019



SCHOOL OF ENGINEERING AND TECHNOLOGY

DEPARTMENT OF ELECTRONICS AND COMMUNICATION ENGINEERING

STUDENTS FEEDBACK ON CURRICULUM – FEEDBACK ANALYSIS REPORT (2018– 2019)

Students were requested to grade the various Curriculum parameters below.

The Set of Questionnaires was responded by **89 students** for the Academic Year 2018-2019 from B. Tech-ECE(Full Time)

| S.NO | Questions | Response Percentage | | | |
|------|--|---------------------|------|--------------|----------------|
| | | Very Good | Good | Satisfactory | Unsatisfactory |
| 1. | Content and Coverage of the Core Courses in the Curriculum | 95 | 5 | 0 | 0 |
| 2. | Adequacy of the Elective Courses in the Curriculum | 96 | 3 | 1 | 0 |
| 3. | Adequacy of the Open Elective Courses in the Curriculum | 91 | 9 | 0 | 0 |
| 4. | Availability of Courses related to Computing and Communication skills in the Curriculum | 93 | 6 | 1 | 0 |
| 5. | Availability of Courses related To Industrial planning and managerial skills in the Curriculum | 91 | 8 | 1 | 0 |
| 6. | Scope for skills development/ employability/ entrepreneurship in the courses offered | 92 | 7 | 1 | 0 |


Department Of Electronics and
Communication Engineering
Ponnaiyah Ramajayam Institute of
Science & Technology (PRIST)
(Institution Deemed to be University
3 of the UGC Act, 1956)
THANJAVUR - 613 403, TAMIL NADU.


DEAN
School of Engineering and Tech,
Ponnaiyah Ramajayam Institute of
Science and Technology (PRIST)
Deemed to be University
Vallam, Thanjavur-613 403.



PRIST
DEEMED TO BE
UNIVERSITY
NAAC ACCREDITED
THANJAVUR - 613 403 - TAMIL NADU

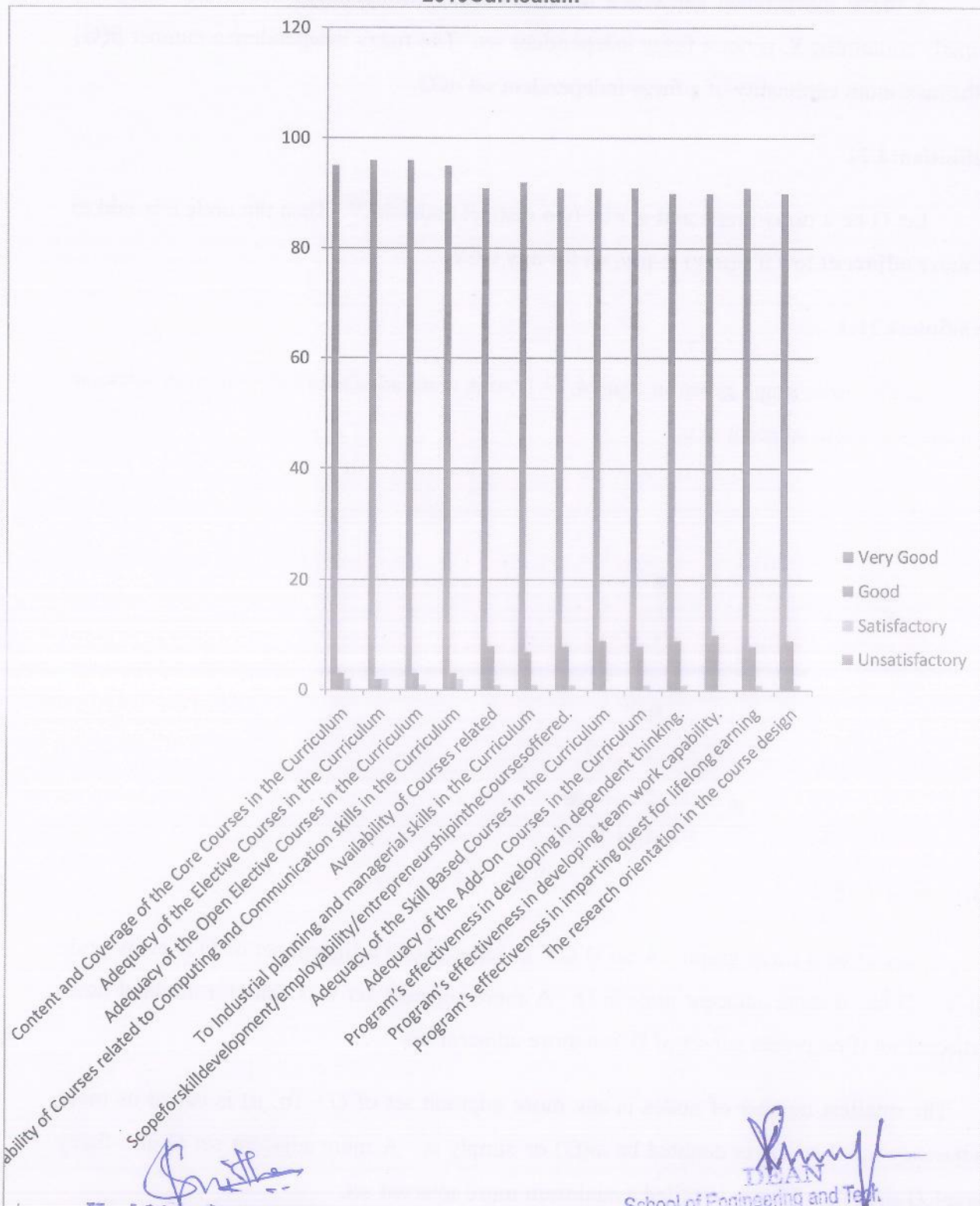
| S.NO | Questions | Response Percentage | | | |
|------|---|---------------------|------|--------------|----------------|
| | | Very Good | Good | Satisfactory | Unsatisfactory |
| 7. | Laboratory Content in the Curriculum | 91 | 8 | 1 | 0 |
| 8. | Adequacy of the Skill Based Courses in the Curriculum | 91 | 9 | 0 | 0 |
| 9. | Adequacy of the Add-On Courses in the Curriculum | 91 | 8 | 1 | 0 |
| 10. | Program's effectiveness in developing in dependent thinking. | 90 | 9 | 1 | 0 |
| 11. | Program's effectiveness in developing team work capability. | 90 | 10 | 0 | 0 |
| 12. | Program's effectiveness in imparting quest for lifelong earning | 89 | 10 | 1 | 0 |
| 13. | The research orientation in the course design | 90 | 9 | 1 | 0 |


Head Of the Department
Department Of Electronics and
Communication Engineering
Ponnaiyah Ramajayam Institute of
Science & Technology (PRIST)
(Institution Deemed to be University
3 of the UGC Act, 1956)
THANJAVUR - 613 403, TAMIL NADU.


DEAN
School of Engineering and Tech.
Ponnaiyah Ramajayam Institute of
Science and Technology (PRIST)
Deemed to be University
Vallam, Thanjavur-613,403.



Analysis Chart – for 89 Students Response from B. Tech (ECE) – Full Time – AY 2018–2019 Curriculum



[Signature]

Head Of the Department
Department Of Electronics and
Communication Engineering
Ponnaiyah Rameiyam Institute of
Science & Technology (PRIST)
 (Institution Deemed to be University
 of the UGC Act, 1956)
 THANJAVUR - 613 403, TAMIL NADU.

[Signature]
 DEAN

School of Engineering and Tech.
Ponnaiyah Rameiyam Institute of
Science and Technology (PRIST)
 Deemed to be University
 Vallam, Thanjavur-613 403.



SCHOOL OF ENGINEERING AND TECHNOLOGY
DEPARTMENT OF ELECTRONICS AND COMMUNICATION ENGINEERING

STUDENTS FEEDBACK ON CURRICULUM – FEEDBACK ANALYSIS REPORT (2018– 2019)

Students were requested to grade the various Curriculum parameters below.

The Set of Questionnaires was responded by **45 students** for the Academic Year 2018-19 from B. Tech-ECE (Part Time)

| S.NO | Questions | Response Percentage | | | |
|------|--|---------------------|------|--------------|----------------|
| | | Very Good | Good | Satisfactory | Unsatisfactory |
| 1. | Content and Coverage of the Core Courses in the Curriculum | 96 | 2 | 2 | 0 |
| 2. | Adequacy of the Elective Courses in the Curriculum | 95 | 3 | 2 | 0 |
| 3. | Adequacy of the Open Elective Courses in the Curriculum | 93 | 6 | 1 | 0 |
| 4. | Availability of Courses related to Computing and Communication skills in the Curriculum | 93 | 6 | 1 | 0 |
| 5. | Availability of Courses related To Industrial planning and managerial skills in the Curriculum | 91 | 8 | 1 | 0 |
| 6. | Scope for skill development/ employability/ entrepreneurship in the Courses offered. | 92 | 7 | 1 | 0 |
| 7. | Laboratory Content in the Curriculum | 91 | 8 | 1 | 0 |


Head of the Department
Department Of Electronics and
Communication Engineering
Ponnaiyah Ramajayam Institute of
Science & Technology (PRIST)
(Institution Deemed to be University
- 3 of the UGC Act, 1956)
THANJAVUR - 613 403, TAMIL NADU

DEAN
School of Engineering and Tech
Ponnaiyah Ramajayam Institute of
Science and Technology (PRIST)
Deemed to be University
Yallam, Thanjavur-613 403.



PRIST
DEEMED TO BE
UNIVERSITY
NAAC ACCREDITED
THANJAVUR - 613 403 - TAMIL NADU


| S.NO | Questions | Response Percentage | | | |
|------|--|---------------------|------|--------------|----------------|
| | | Very Good | Good | Satisfactory | Unsatisfactory |
| 8. | Adequacy of the Skill Based Courses in the Curriculum | 91 | 9 | 0 | 0 |
| 9. | Adequacy of the Add-On Courses in the Curriculum | 91 | 8 | 1 | 0 |
| 10. | Program's effectiveness in developing independent thinking. | 90 | 9 | 1 | 0 |
| 11. | Program's effectiveness in developing team work capability. | 90 | 10 | 0 | 0 |
| 12. | Program's effectiveness in imparting quest for lifelong learning | 89 | 10 | 1 | 0 |
| 13. | The research orientation in the course design | 90 | 9 | 1 | 0 |


Head Of the Department
Department Of Electronic and
Communication Engineering
Ponnaiyah Ramajayam Institute of
Science & Technology (PRIST)
Institution Deemed to be University
(3 of the UGC Act 1956)
THANJAVUR - 613 403, TAMIL NADU.


DEAN
School of Engineering and Tech.
Ponnaiyah Ramajayam Institute of
Science and Technology (PRIST)
Deemed to be University
Vallam, Thanjavur-613 403.



Analysis Chart – for 45 Students Response from B. Tech (ECE) – Part Time AY 2018– 2019- Curriculum



Prithvi
Head Of the Department
 Department Of Electronics and
 Communication Engineering
 Ponnaiyah Ramajayam Institute of
 Science & Technology (PRIST)
 (Institution Deemed to be University
 3 of the UGC Act 1956)
 THANJAVUR - 613 403, TAMIL NADU.

[Signature]
DEAN
 School of Engineering and Tech
 Ponnaiyah Ramajayam Institute of
 Science and Technology (PRIST)
 Deemed to be University
 Vairam, Thanjavur-613 403.



SCHOOL OF ENGINEERING AND TECHNOLOGY

DEPARTMENT OF ELECTRONICS AND COMMUNICATION ENGINEERING


STUDENTS FEEDBACK ON CURRICULUM – FEEDBACK ANALYSIS REPORT (2018– 2019)

Students were requested to grade the various Curriculum parameters below.

The Set of Questionnaires was responded by **29 students** for the Academic Year 2018-19 from M. Tech-Communication Systems (Full Time)

| S.NO | Questions | Response Percentage | | | |
|------|--|---------------------|------|--------------|----------------|
| | | Very Good | Good | Satisfactory | Unsatisfactory |
| 1. | Content and Coverage of the Core Courses in the Curriculum | 95 | 3 | 2 | 0 |
| 2. | Adequacy of the Elective Courses in the Curriculum | 96 | 2 | 2 | 0 |
| 3. | Adequacy of the Open Elective Courses in the Curriculum | 96 | 3 | 1 | 0 |
| 4. | Availability of Courses related to Computing and Communication skills in the Curriculum | 95 | 3 | 2 | 0 |
| 5. | Availability of Courses related To Industrial planning and managerial skills in the Curriculum | 91 | 8 | 1 | 0 |
| 6. | Scope for skill development/ employability/ entrepreneurship in the Courses offered. | 92 | 7 | 1 | 0 |

Head Of the Department
Department Of Electronics and
Communication Engineering
Ponnaiyah Ramajayam Institute of
Science & Technology (PRIST)
(Institute Deemed to be University
of the UGC Act, 1986)
THANJAVUR - 613 403, TAMIL NADU.


DEAN
School of Engineering and Tech,
Ponnaiyah Ramajayam Institute of
Science and Technology (PRIST)
Deemed to be University
Vallam, Thanjavur - 613 403



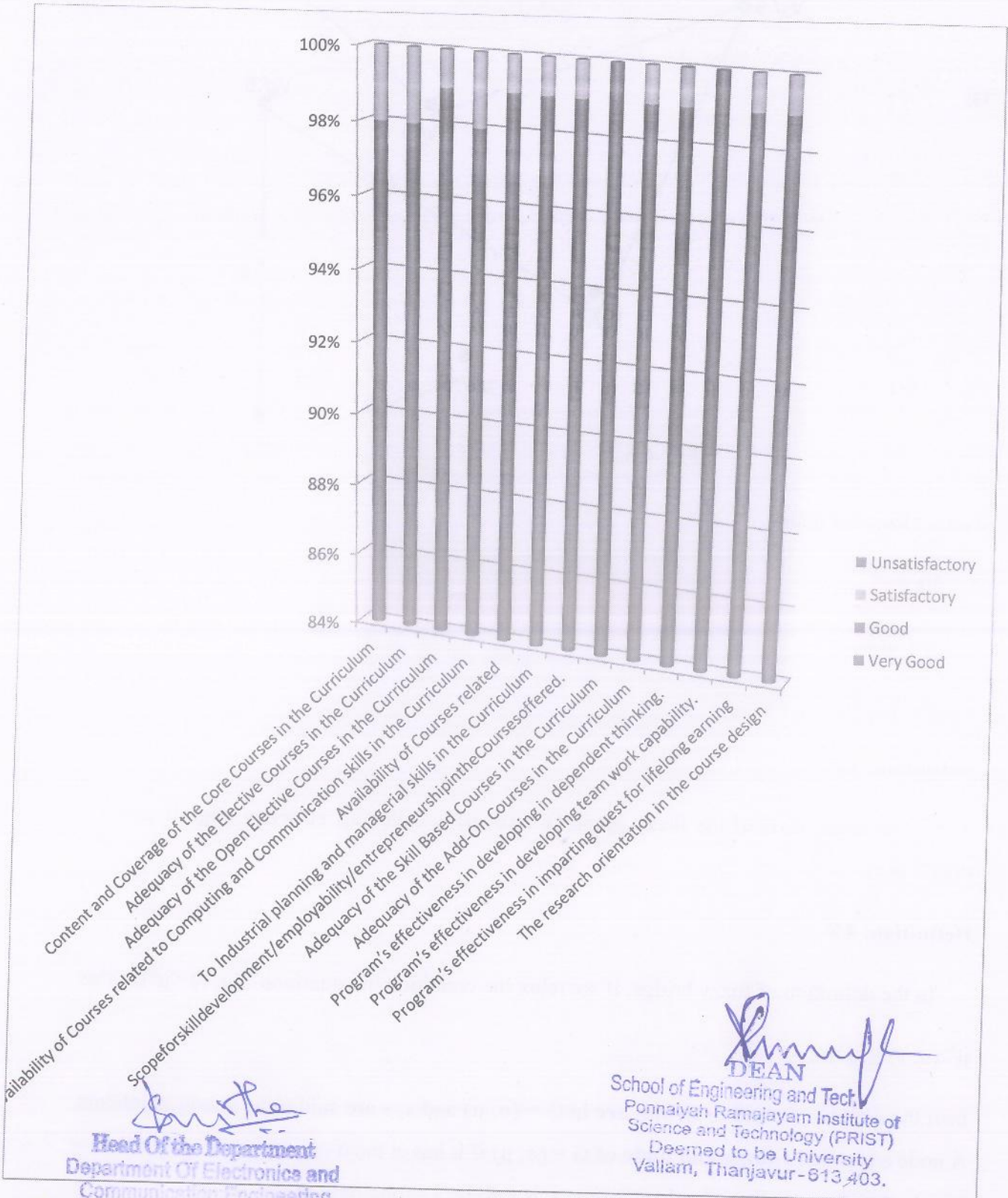
| S.NO | Questions | Response Percentage | | | |
|------|---|---------------------|------|--------------|----------------|
| | | Very Good | Good | Satisfactory | Unsatisfactory |
| 7. | Laboratory Content in the Curriculum | 91 | 8 | 1 | 0 |
| 8. | Adequacy of the Skill Based Courses in the Curriculum | 91 | 9 | 0 | 0 |
| 9. | Adequacy of the Add-On Courses in the Curriculum | 91 | 8 | 1 | 0 |
| 10. | Program's effectiveness in developing in dependent thinking. | 90 | 9 | 1 | 0 |
| 11. | Program's effectiveness in developing team work capability. | 90 | 10 | 0 | 0 |
| 12. | Program's effectiveness in imparting quest for lifelong earning | 91 | 8 | 1 | 0 |
| 13. | The research orientation in the course design | 90 | 9 | 1 | 0 |

Head Of the Department
Department Of Electronics and
Communication Engineering
Ponnaiyah Ramajayam Institute of
Science & Technology (PRIST)
Institution Deemed to be University
3 of the UGC category
THANJAVUR - 613 403, TAMIL NADU.

DEAN
School of Engineering and Tech.
Ponnaiyah Ramajayam Institute of
Science and Technology (PRIST)
Deemed to be University
Valiam, Thanjavur-613_403.



Analysis Chart – for 29 Students Response from M. Tech (CS) – Full Time AY 2018– 2019- Curriculum



[Signature]
Head Of the Department
 Department Of Electronics and
 Communication Engineering

[Signature]
DEAN
 School of Engineering and Tech.
 Ponnaiyah Ramajayam Institute of
 Science and Technology (PRIST)
 Deemed to be University
 Vallam, Thanjavur-613 403.



SCHOOL OF ENGINEERING AND TECHNOLOGY

DEPARTMENT OF ELECTRONICS AND COMMUNICATION ENGINEERING

STUDENTS FEEDBACK ON CURRICULUM – FEEDBACK ANALYSIS REPORT (2018– 2019)

Students were requested to grade the various Curriculum parameters below.

The Set of Questionnaires was responded by 21 students for the Academic Year 2018-19 from M. Tech-Communication Systems (Part Time)

| S.NO | Questions | Response Percentage | | | |
|------|--|---------------------|------|--------------|----------------|
| | | Very Good | Good | Satisfactory | Unsatisfactory |
| 1. | Content and Coverage of the Core Courses in the Curriculum | 96 | 2 | 2 | 0 |
| 2. | Adequacy of the Elective Courses in the Curriculum | 95 | 3 | 2 | 0 |
| 3. | Adequacy of the Open Elective Courses in the Curriculum | 97 | 2 | 1 | 0 |
| 4. | Availability of Courses related to Computing and Communication skills in the Curriculum | 95 | 3 | 2 | 0 |
| 5. | Availability of Courses related To Industrial planning and managerial skills in the Curriculum | 93 | 5 | 2 | 0 |
| 6. | Scope for skill development/employability/entrepreneurship in the Courses offered. | 92 | 7 | 1 | 0 |

[Signature]
Head Of the Department
Department Of Electronics and
Communication Engineering
Ponnaiyah Ramajayam Institute of
Science & Technology (PRIST)
An Affiliated Institution of Anna University
3 of the Government of India
THANJAVUR - 613 403, Tamil Nadu.

[Signature]
DEAN
School of Engineering and Tech,
Ponnaiyah Ramajayam Institute of
Science and Technology (PRIST)
Deemed to be University
Vailam, Thanjavur-613 403.



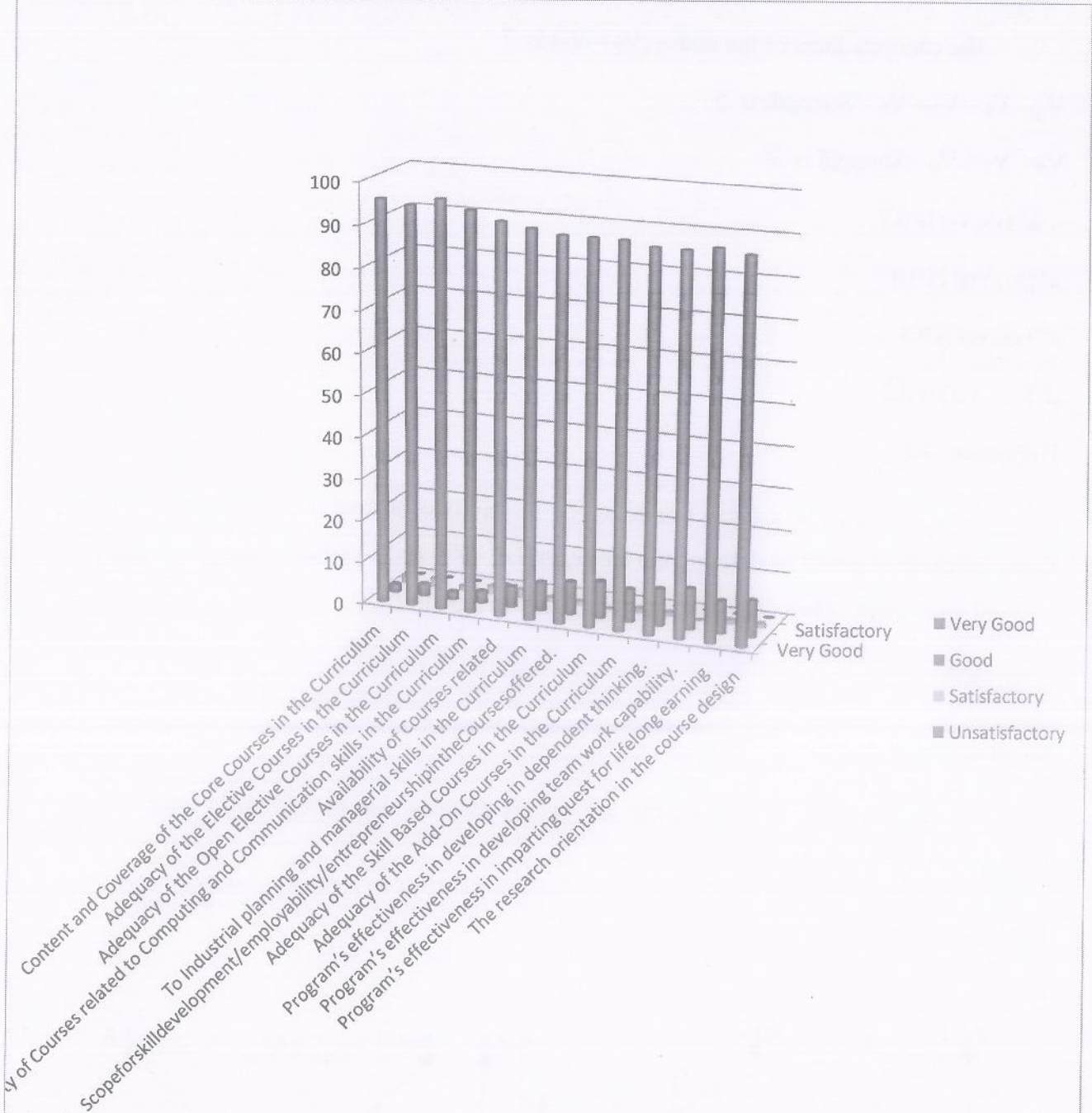
| S.NO | Questions | Response Percentage | | | |
|------|--|---------------------|------|--------------|----------------|
| | | Very Good | Good | Satisfactory | Unsatisfactory |
| 7. | Laboratory Content in the Curriculum | 91 | 8 | 1 | 0 |
| 8. | Adequacy of the Skill Based Courses in the Curriculum | 91 | 9 | 0 | 0 |
| 9. | Adequacy of the Add-On Courses in the Curriculum | 91 | 8 | 1 | 0 |
| 10. | Program's effectiveness in developing independent thinking. | 90 | 9 | 1 | 0 |
| 11. | Program's effectiveness in developing team work capability. | 90 | 10 | 0 | 0 |
| 12. | Program's effectiveness in imparting quest for lifelong learning | 91 | 8 | 1 | 0 |
| 13. | The research orientation in the course design | 90 | 9 | 1 | 0 |

[Signature]
Head Of the Department
 Department Of Electronics and
 Communication Engineering
 Ponnaiyah Ramajayam Institute of
 Science & Technology (PRIST)
 Institution Deemed to be University
 3 of the Trust, Vallam,
 THANJAVUR - 613 403, Tamil Nadu

[Signature]
DEAN
 School of Engineering and Tech.
 Ponnaiyah Ramajayam Institute of
 Science and Technology (PRIST)
 Deemed to be University
 Vallam, Thanjavur-613 403



Analysis Chart – for 21 Students Response from M. Tech (CS) – Full Time AY 2018-19 - Curriculum



[Signature]
Head Of the Department
 Department Of Electronics and
 Communication Engineering
 Ponnaiyah Ramajayam Institute of
 Science & Technology (PRIST)
 (Institution Deemed to be University
 3 of the UGC Act.1956)
 THANJAVUR - 613 403, TAMIL NADU.

[Signature]
DEAN
 School of Engineering and Tech.
 Ponnaiyah Ramajayam Institute of
 Science and Technology (PRIST)
 Deemed to be University
 Vallam, Thanjavur-613 403.



SCHOOL OF ENGINEERING AND TECHNOLOGY

DEPARTMENT OF ELECTRONICS AND COMMUNICATION ENGINEERING


STUDENTS FEEDBACK ON TEACHING LEARNING PROCESS - FEEDBACK ANALYSIS


REPORT (2018-2019)

Students were requested to grade the various teaching-learning parameters below.

The Set of Questionnaires was responded by 89 students for the Academic Year 2018-19 from B. Tech-ECE(Full Time)

| S.NO | Questions | Response Percentage | | | |
|------|--|---------------------|------|--------------|----------------|
| | | Very Good | Good | Satisfactory | Unsatisfactory |
| 1. | Punctuality in handling classes | 98 | 2 | 0 | 0 |
| 2. | Maintenance of discipline inside the class room | 96 | 2 | 2 | 0 |
| 3. | Time Management of the teacher | 95 | 3 | 2 | 0 |
| 4. | Knowledge Base of the teacher | 93 | 6 | 1 | 0 |
| 5. | Communication skill of the teacher | 91 | 7 | 2 | 0 |
| 6. | Sincerity and Commitment of the teacher | 93 | 6 | 1 | 0 |
| 7. | Interest generated by the teacher among the students | 90 | 8 | 2 | 0 |


Head Of the Department
Department Of Electronics and
Communication Engineering
Ponnaiyah Ramajayam Institute of
Science & Technology (PRIST)
(Institution Deemed to be University
5 of the UGC Act, 1956)
THANJAVUR - 613 403, TAMIL NADU.


DEAN
School of Engineering and Tech.
Ponnaiyah Ramajayam Institute of
Science and Technology (PRIST)
Deemed to be University
Vallam, Thanjavur - 613 403.



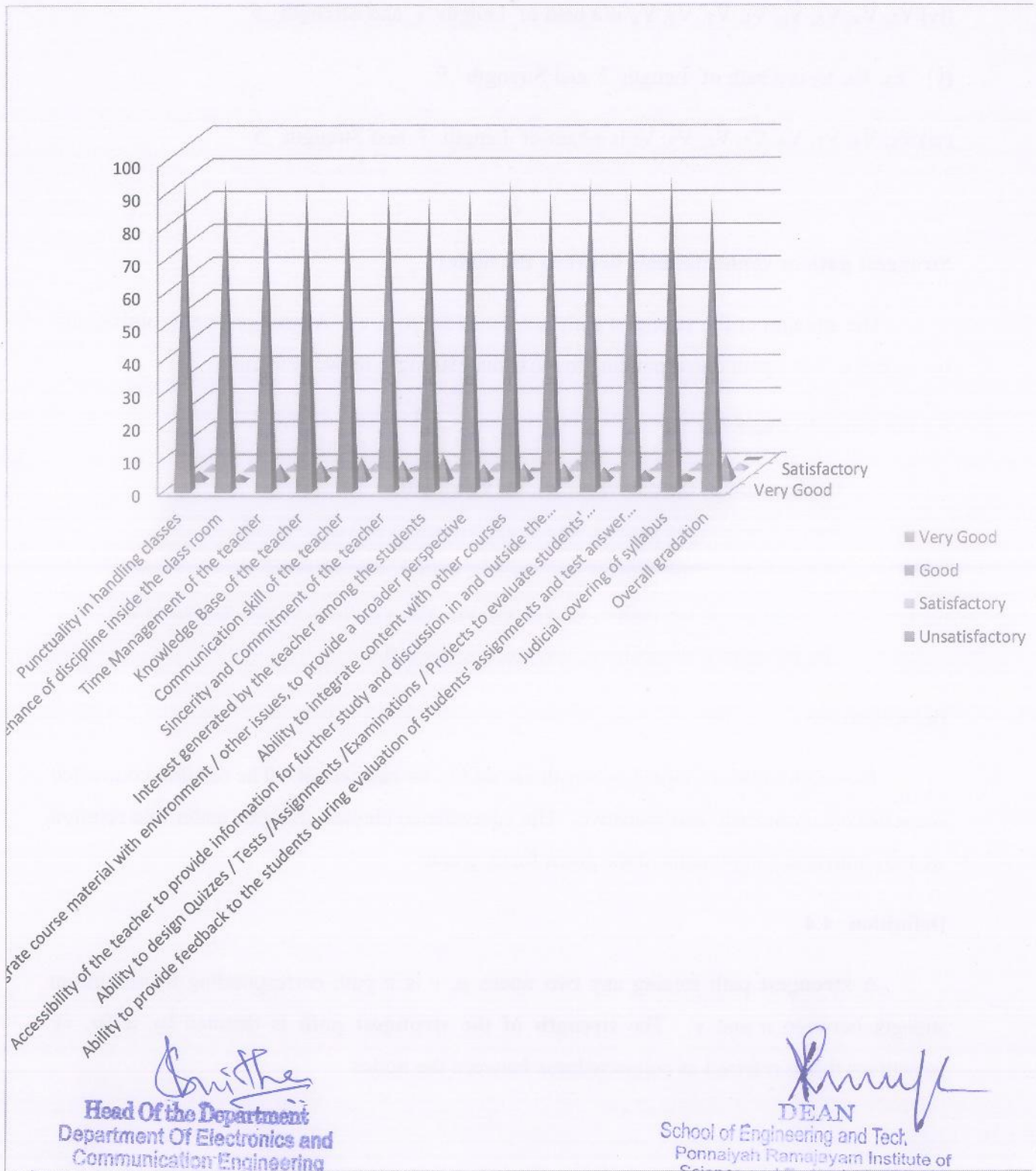
| S.NO | Questions | Response Percentage | | | |
|------|---|---------------------|------|--------------|----------------|
| | | Very Good | Good | Satisfactory | Unsatisfactory |
| 8. | Ability to integrate course material with environment / other issues, to provide a broader perspective | 93 | 5 | 2 | 0 |
| 9. | Ability to integrate content with other courses | 95 | 5 | 0 | 0 |
| 10. | Accessibility of the teacher to provide information for further study and discussion in and outside the class | 92 | 5 | 3 | 0 |
| 11. | Ability to design Quizzes / Tests /Assignments /Examinations / Projects to evaluate students' understanding of the course | 95 | 4 | 1 | 0 |
| 12. | Ability to provide feedback to the students during evaluation of students' assignments and test answer scripts | 95 | 3 | 2 | 0 |
| 13. | Judicial covering of syllabus | 96 | 2 | 2 | 0 |
| 14. | Overall gradation | 90 | 8 | 2 | 0 |

Head Of the Department
Department Of Electronics and
Communication Engineering
Ponnaiyah Ramajayam Institute of
Science & Technology (PRIST)
Institution Deemed to be University
of the UGC Act,1956
THANJAVUR - 613 403, TAMIL NADU.

DEAN
School of Engineering and Tech
Ponnaiyah Ramajayam Institute of
Science and Technology (PRIST)
Deemed to be University
Vallam, Thanjavur -613,403.



Analysis Chart – for 89 Students Response from B. Tech (ECE) – Full Time – AY 2018-19



[Signature]
Head Of the Department
Department Of Electronics and
Communication Engineering

Ponnaiyah Ramajayam Institute of
 Science & Technology (PRIST)
 Institution Deemed to be University
 3 of the UGC Act 1956
 THANJAVUR - 613 403, TAMIL NADU

[Signature]
DEAN

School of Engineering and Tech,
 Ponnaiyah Ramajayam Institute of
 Science and Technology (PRIST)
 Deemed to be University
 Vailam, Thanjavur-613 403.



PRIST
DEEMED TO BE
UNIVERSITY
NAAC ACCREDITED
THANJAVUR – 613 403 - TAMIL NADU

SCHOOL OF ENGINEERING AND TECHNOLOGY
DEPARTMENT OF ELECTRONICS AND COMMUNICATION ENGINEERING

STUDENTS FEEDBACK ON TEACHING LEARNING PROCESS – FEEDBACK ANALYSIS


REPORT (2018–2019)

Students were requested to grade the various teaching-learning parameters below.

The Set of Questionnaires was responded by **45 students** for the Academic Year 2018-19 from B. Tech-ECE (Part Time)

| S.NO | Questions | Response Percentage | | | |
|------|--|---------------------|------|--------------|----------------|
| | | Very Good | Good | Satisfactory | Unsatisfactory |
| 1. | Punctuality in handling classes | 95 | 3 | 2 | 0 |
| 2. | Maintenance of discipline inside the class room | 96 | 2 | 2 | 0 |
| 3. | Time Management of the teacher | 93 | 5 | 2 | 0 |
| 4. | Knowledge Base of the teacher | 93 | 6 | 1 | 0 |
| 5. | Communication skill of the teacher | 91 | 7 | 2 | 0 |
| 6. | Sincerity and Commitment of the teacher | 93 | 6 | 1 | 0 |
| 7. | Interest generated by the teacher among the students | 90 | 8 | 2 | 0 |


Head Of the Department
Department Of Electronics and
Communication Engineering
Ponnaiyah Ramajayam Institute of
Science & Technology (PRIST)
Institution Deemed to be University
3 of the UGC Act,1956)
THANJAVUR - 613 403, TAMIL NADU.


DEAN
School of Engineering and Tech
Ponnaiyah Ramajayam Institute of
Science and Technology (PRIST)
Deemed to be University
Vallam, Thanjavur-613 403.



| S.NO | Questions | Response Percentage | | | |
|------|---|---------------------|------|--------------|----------------|
| | | Very Good | Good | Satisfactory | Unsatisfactory |
| 8. | Ability to integrate course material with environment / other issues, to provide a broader perspective | 93 | 5 | 2 | 0 |
| 9. | Ability to integrate content with other courses | 95 | 5 | 0 | 0 |
| 10. | Accessibility of the teacher to provide information for further study and discussion in and outside the class | 92 | 5 | 3 | 0 |
| 11. | Ability to design Quizzes / Tests /Assignments /Examinations / Projects to evaluate students' understanding of the course | 95 | 4 | 1 | 0 |
| 12. | Ability to provide feedback to the students during evaluation of students' assignments and test answer scripts | 95 | 3 | 2 | 0 |
| 13. | Judicial covering of syllabus | 96 | 2 | 2 | 0 |
| 14. | Overall gradation | 90 | 8 | 2 | 0 |

[Signature]

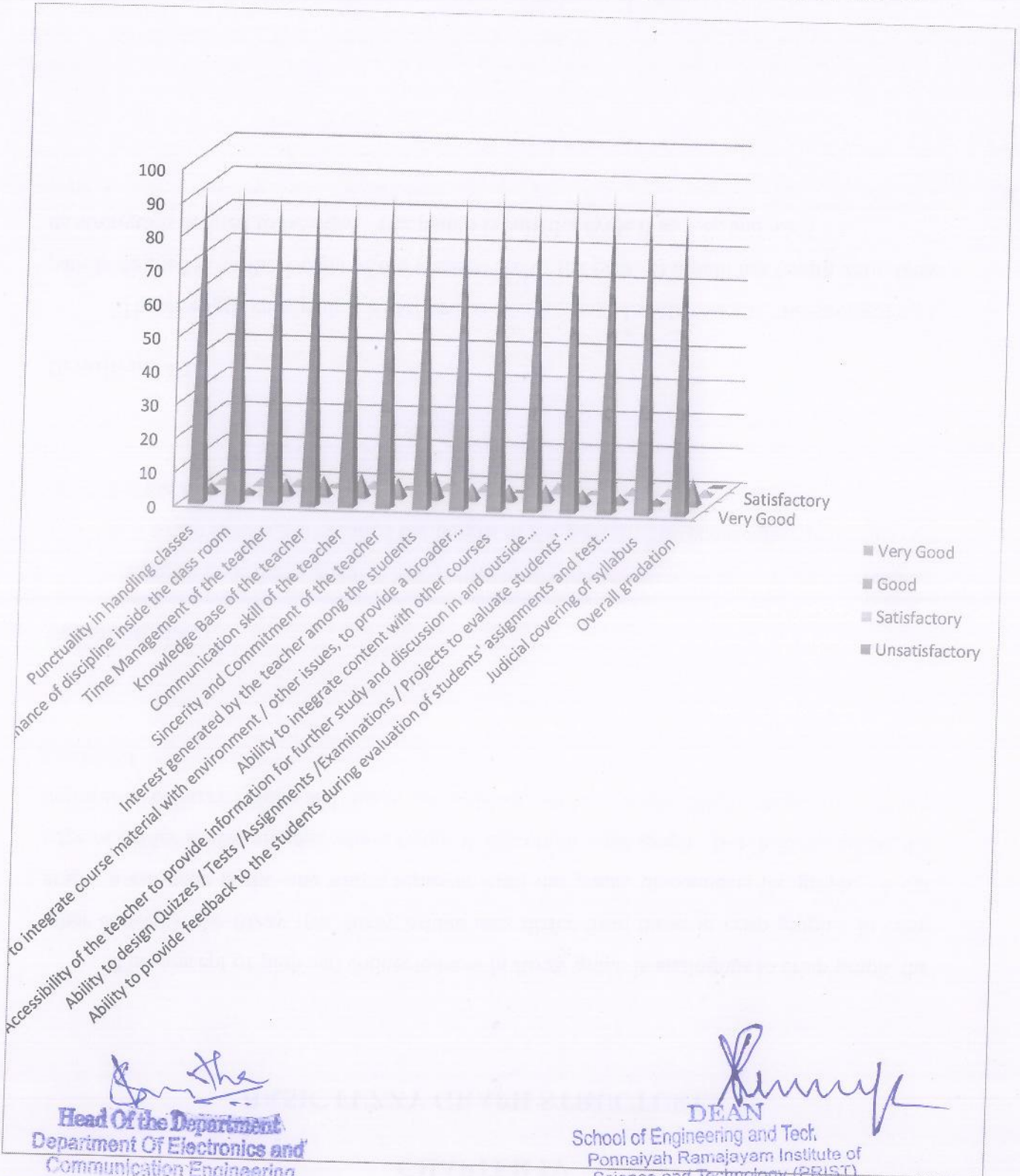
Head Of the Department
 Department Of Electronics and
 Communication Engineering
 Ponnaiyah Ramajayam Institute of
 Science & Technology (PRIST)
 Deemed to be University
 Thanjavur - 613 403, Tamil Nadu

[Signature]
DEAN

School of Engineering and Tech.
 Ponnaiyah Ramajayam Institute of
 Science and Technology (PRIST)
 Deemed to be University
 Vallam, Thanjavur-613 403.



Analysis Chart – for 45 Students Response from B. Tech (ECE) – Part Time AY 2018-19



[Signature]
Head Of the Department
 Department Of Electronics and
 Communication Engineering
 Ponnaiyah Ramajayam Institute of
 Science & Technology (PRIST)
 Deemed to be University
 of the UGC Act 1956
 THANJAVUR - 613 403, TAMIL NADU

[Signature]
DEAN
 School of Engineering and Tech
 Ponnaiyah Ramajayam Institute of
 Science and Technology (PRIST)
 Deemed to be University
 Vallam, Thanjavur-613,403.



SCHOOL OF ENGINEERING AND TECHNOLOGY

DEPARTMENT OF ELECTRONICS AND COMMUNICATION ENGINEERING

STUDENTS FEEDBACK ON TEACHING LEARNING PROCESS – FEEDBACK ANALYSIS


REPORT (2018– 2019)

Students were requested to grade the various teaching-learning parameters below.

The Set of Questionnaires was responded by **29 students** for the Academic Year 2018-19 from M. Tech-Communication Systems (Full Time)

| S.NO | Questions | Response Percentage | | | |
|------|--|---------------------|------|--------------|----------------|
| | | Very Good | Good | Satisfactory | Unsatisfactory |
| 1. | Punctuality in handling classes | 91 | 7 | 2 | 0 |
| 2. | Maintenance of discipline inside the class room | 92 | 7 | 1 | 0 |
| 3. | Time Management of the teacher | 92 | 7 | 1 | 0 |
| 4. | Knowledge Base of the teacher | 93 | 6 | 1 | 0 |
| 5. | Communication skill of the teacher | 91 | 7 | 2 | 0 |
| 6. | Sincerity and Commitment of the teacher | 93 | 6 | 1 | 0 |
| 7. | Interest generated by the teacher among the students | 90 | 8 | 2 | 0 |

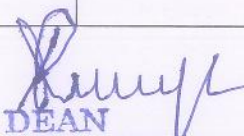

Head Of the Department
Department Of Electronic and
Communication Engineering
Ponnaiyah Ramajayam Institute of
Science & Technology (PRIST)
Institution Deemed to be University
3 of the UGC Act, 1956
THANJAVUR - 613 403, TAMIL NADU.


DEAN
School of Engineering and Tech.
Ponnaiyah Ramajayam Institute of
Science and Technology (PRIST)
Deemed to be University
Valiam, Thanjavur-613 403.



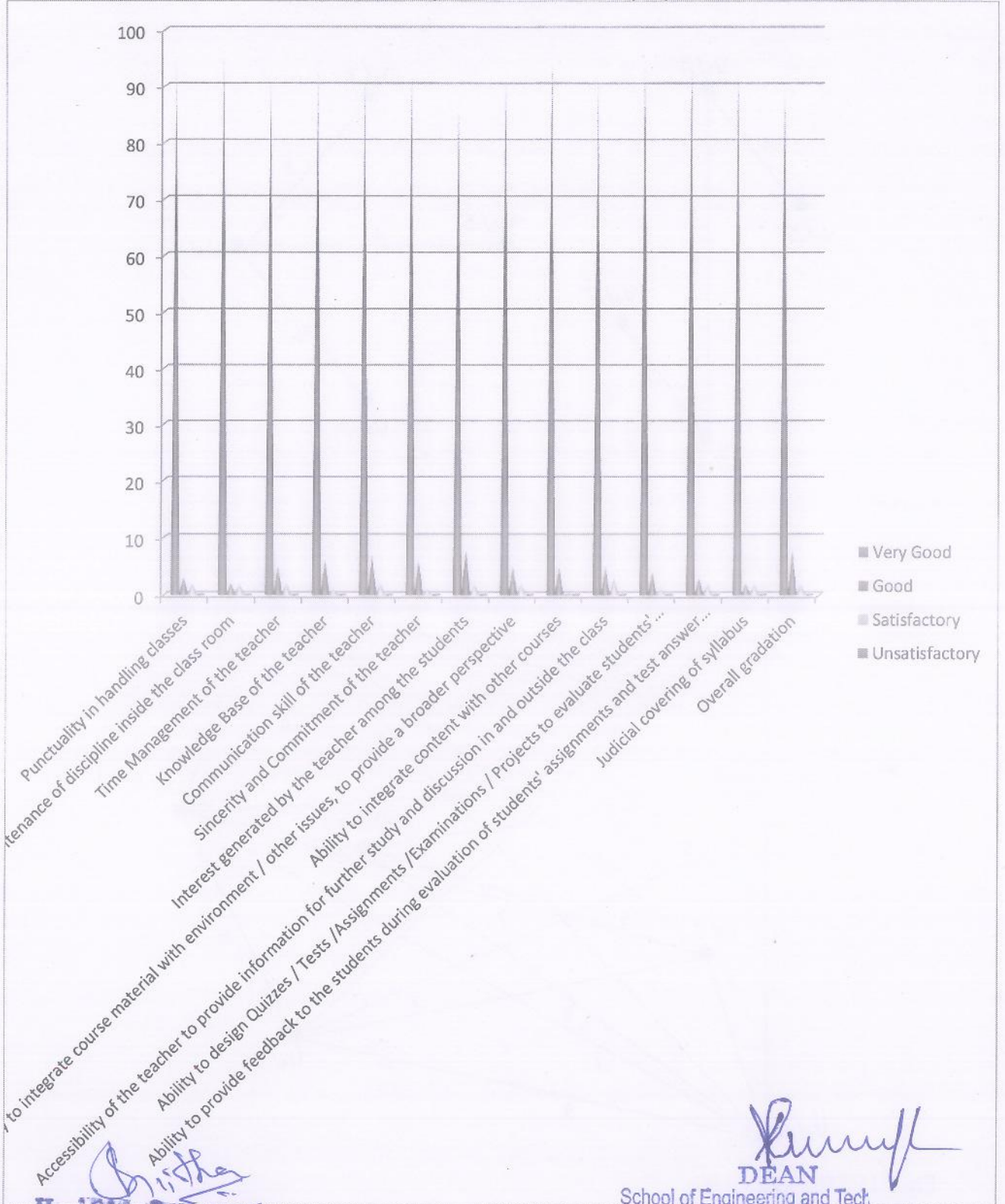
| S.NO | Questions | Response Percentage | | | |
|------|---|---------------------|------|--------------|----------------|
| | | Very Good | Good | Satisfactory | Unsatisfactory |
| 8. | Ability to integrate course material with environment / other issues, to provide a broader perspective | 93 | 5 | 2 | 0 |
| 9. | Ability to integrate content with other courses | 95 | 5 | 0 | 0 |
| 10. | Accessibility of the teacher to provide information for further study and discussion in and outside the class | 92 | 5 | 3 | 0 |
| 11. | Ability to design Quizzes / Tests /Assignments /Examinations / Projects to evaluate students' understanding of the course | 95 | 4 | 1 | 0 |
| 12. | Ability to provide feedback to the students during evaluation of students' assignments and test answer scripts | 95 | 3 | 2 | 0 |
| 13. | Judicial covering of syllabus | 96 | 2 | 2 | 0 |
| 14. | Overall gradation | 90 | 8 | 2 | 0 |


Head Of the Department
Department Of Electronics and
Communication Engineering
Ponnaiyah Ramajayam Institute of
Science & Technology (PRIST)
Deemed to be University
Thanjavur - 613 403, Tamil Nadu.


DEAN
School of Engineering and Tech
Ponnaiyah Ramajayam Institute of
Science and Technology (PRIST)
Deemed to be University
Vallam, Thanjavur-613 403.



Analysis Chart – for 29 Students Response from M. Tech (CS) – Full Time AY 2018 - 19



[Signature]
Head Of the Department

**Department Of Electronics and
Communication Engineering**
Ponnaiyah Ramajayam Institute of
Science & Technology (PRIST)
Institution Deemed to be University
3 of the UGC Act, 1956
THANJAVUR - 613 403, TAMIL NADU

[Signature]
DEAN

School of Engineering and Tech.
Ponnaiyah Ramajayam Institute of
Science and Technology (PRIST)
Deemed to be University
Vailam, Thanjavur - 613 403,



SCHOOL OF ENGINEERING AND TECHNOLOGY

DEPARTMENT OF ELECTRONICS AND COMMUNICATION ENGINEERING

STUDENTS FEEDBACK ON TEACHING LEARNING PROCESS – FEEDBACK ANALYSIS

REPORT (2018– 2019)

Students were requested to grade the various teaching-learning parameters below.

The Set of Questionnaires was responded by **21 students** for the Academic Year 2018-19 from M. Tech-Communication Systems (Part Time)

| S.NO | Questions | Response Percentage | | | |
|------|---|---------------------|------|--------------|----------------|
| | | Very Good | Good | Satisfactory | Unsatisfactory |
| 1. | Punctuality in handling classes | 98 | 2 | 0 | 0 |
| 2. | Maintenance of discipline inside the class room | 96 | 2 | 2 | 0 |
| 3. | Time Management of the teacher | 95 | 3 | 2 | 0 |
| 4. | Knowledge Base of the teacher | 93 | 6 | 1 | 0 |
| 5. | Communication skill of the teacher | 91 | 7 | 2 | 0 |
| 6. | Sincerity and Commitment of the teacher | 93 | 6 | 1 | 0 |
| 7. | Interest generated by the teacher among the students | 90 | 8 | 2 | 0 |
| 8. | Ability to integrate course material with environment / other issues to provide a broader perspective | 93 | 5 | 2 | 0 |

[Signature]
Head Of the Department
Department Of Electronics and
Communication Engineering
Ponnaiyah Ramajayam Institute of
Science & Technology (PRIST)
Institution Deemed to be University
3 of the UGC Act 1956
THANJAVUR - 613 403, Tamil

[Signature]
DEAN
School of Engineering and Tech
Ponnaiyah Ramajayam Institute of
Science and Technology (PRIST)
Deemed to be University
Valiam, Thanjavur-613 403.



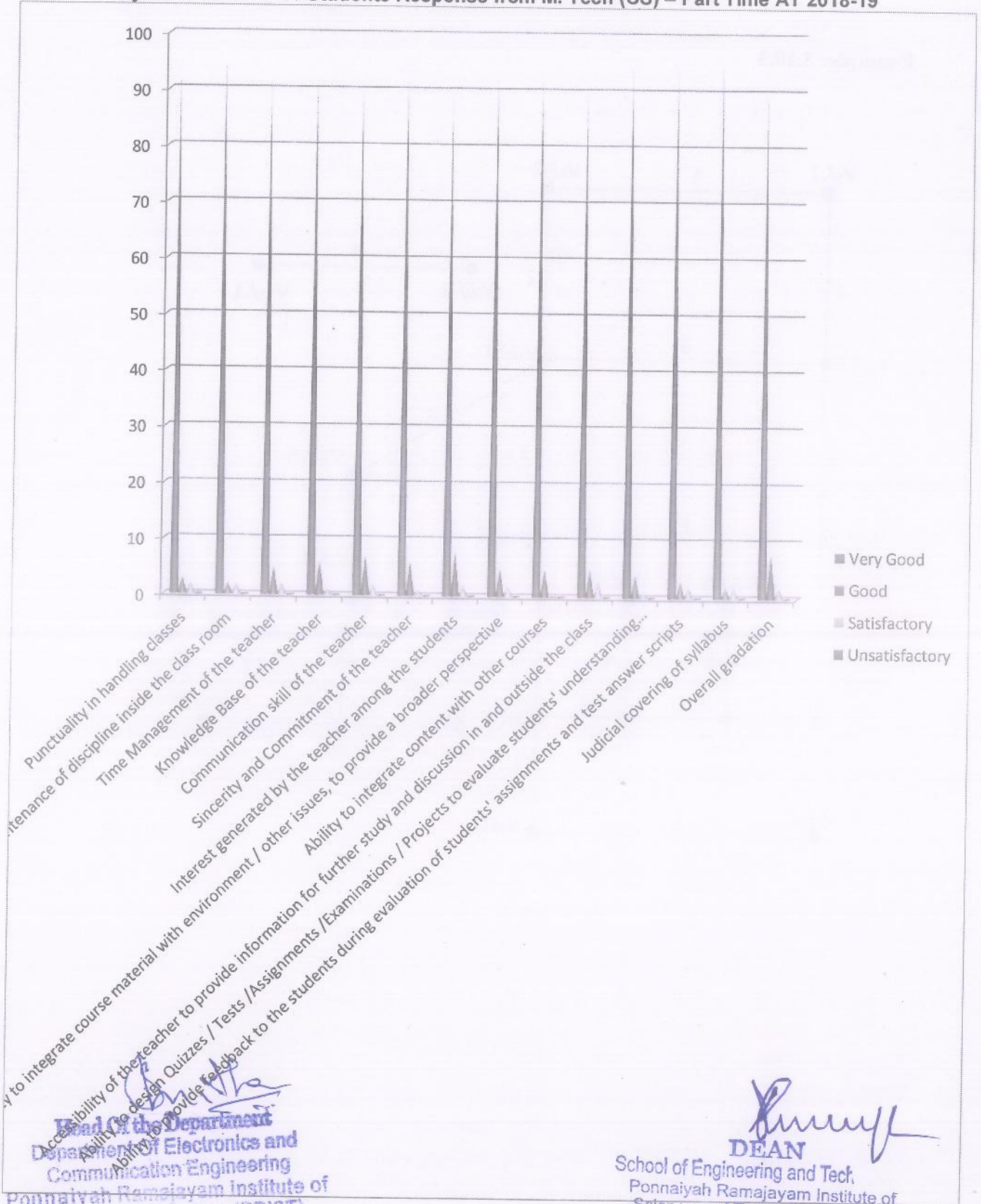
| S.NO | Questions | Response Percentage | | | |
|------|---|---------------------|------|--------------|----------------|
| | | Very Good | Good | Satisfactory | Unsatisfactory |
| 9. | Ability to integrate content with other courses | 95 | 5 | 0 | 0 |
| 10. | Accessibility of the teacher to provide information for further study and discussion in and outside the class | 92 | 5 | 3 | 0 |
| 11. | Ability to design Quizzes / Tests /Assignments /Examinations / Projects to evaluate students' understanding of the course | 95 | 4 | 1 | 0 |
| 12. | Ability to provide feedback to the students during evaluation of students' assignments and test answer scripts | 95 | 3 | 2 | 0 |
| 13. | Judicial covering of syllabus | 96 | 2 | 2 | 0 |
| 14. | Overall gradation | 90 | 8 | 2 | 0 |

Head Of the Department
Department Of Electronics and
Communication Engineering
Ponnaiyah Ramajayam Institute of
Science & Technology (PRIST)
(Institution Deemed to be University
of the UGC Act.1956)
THANJAVUR - 613 403, TAMIL NADU.

DEAN
School of Engineering and Tech,
Ponnaiyah Ramajayam Institute of
Science and Technology (PRIST)
Deemed to be University
Vallam, Thanjavur-613 403.



Analysis Chart – for 21 Students Response from M. Tech (CS) – Part Time AY 2018-19



[Signature]
Head of the Department
 Department of Electronics and
 Communication Engineering
 Ponnaiyah Ramajayam Institute of
 Science & Technology (PRIST)
 Institution Deemed to be University
 3 of the UGC Act 1956
 THANJAVUR - 613 403, TAMIL NADU

[Signature]
DEAN
 School of Engineering and Tech,
 Ponnaiyah Ramajayam Institute of
 Science and Technology (PRIST)
 Deemed to be University
 Vallam, Thanjavur-613 403.



SCHOOL OF ENGINEERING AND TECHNOLOGY

DEPARTMENT OF ELECTRONICS AND COMMUNICATION ENGINEERING

EMPLOYER FEEDBACK ON CURRICULUM- FEEDBACK ANALYSIS REPORT (2018 - 2019)

Few Employers were requested to grade performance based the various parameters below.

The Set of Questionnaires was responded by **5 Employer** for the Academic Year 2018 -19 for B. Tech - ECE

(Full Time)

| S.NO | Questions | Response Percentage | | | | |
|------|---|---------------------|-----------|------|------|------|
| | | Excellent | Very Good | Good | Fair | Poor |
| 1. | Fundamental knowledge of Mathematics and Science of the students. | 90 | 10 | 0 | 0 | 0 |
| 2. | Basic skills in computer Science | 95 | 5 | 0 | 0 | 0 |
| 3. | Knowledge in Design Techniques | 97 | 3 | 0 | 0 | 0 |
| 4. | Knowledge about recent tools and their usage | 92 | 8 | 0 | 0 | 0 |
| 5. | Practical skills | 95 | 5 | 0 | 0 | 0 |
| 6. | Ability to grasp new ideas | 93 | 7 | 0 | 0 | 0 |
| 7. | Ability to learn new skills | 97 | 3 | 0 | 0 | 0 |
| 8. | Willingness to learn | 92 | 8 | 0 | 0 | 0 |

Head of the Department

Department Of Electronics and
Communication Engineering
Ponnaiyah Ramajayam Institute of
Science & Technology (PRIST)
Institution Deemed to be University
of the UGC Act, 1956
THANJAVUR - 613 403, TAMIL NADU.

DEAN

School of Engineering and Tect.
Ponnaiyah Ramajayam Institute of
Science and Technology (PRIST)
Deemed to be University
Vallam, Thanjavur-613 403.



PRIST
 DEEMED TO BE
UNIVERSITY
 NAAC ACCREDITED
 THANJAVUR - 613 403 - TAMIL NADU

| S.NO | Questions | Response Percentage | | | | |
|------|--|---------------------|-----------|------|------|------|
| | | Excellent | Very Good | Good | Fair | Poor |
| 9. | Communication Skills | 95 | 5 | 0 | 0 | 0 |
| 10. | Working in a team | 93 | 7 | 0 | 0 | 0 |
| 11. | Content and Coverage of the Core Courses in the Curriculum | 90 | 10 | 0 | 0 | 0 |
| 12. | Adequacy of the Elective Courses in the Curriculum | 91 | 9 | 0 | 0 | 0 |
| 13. | Adequacy of the Interdisciplinary Elective Courses in the Curriculum | 91 | 9 | 0 | 0 | 0 |
| 14. | Availability of Courses related to Computing and Communication skills in the Curriculum | 95 | 5 | 0 | 0 | 0 |
| 15. | Availability of Courses related To Industrial planning and managerial skills in the Curriculum | 98 | 2 | 0 | 0 | 0 |

[Signature]
 Head Of the Department
 Department Of Electronics and
 Communication Engineering
 Ponnaiyah Ramajayam Institute of
 Science & Technology (PRIST)
 Institution Deemed to be University
 3 of the UGC Act, 1956
 THANJAVUR - 613 403, TAMIL NADU.

[Signature]
 DEAN
 School of Engineering and Tech.
 Ponnaiyah Ramajayam Institute of
 Science and Technology (PRIST)
 Deemed to be University
 Vallam, Thanjavur-613 403.



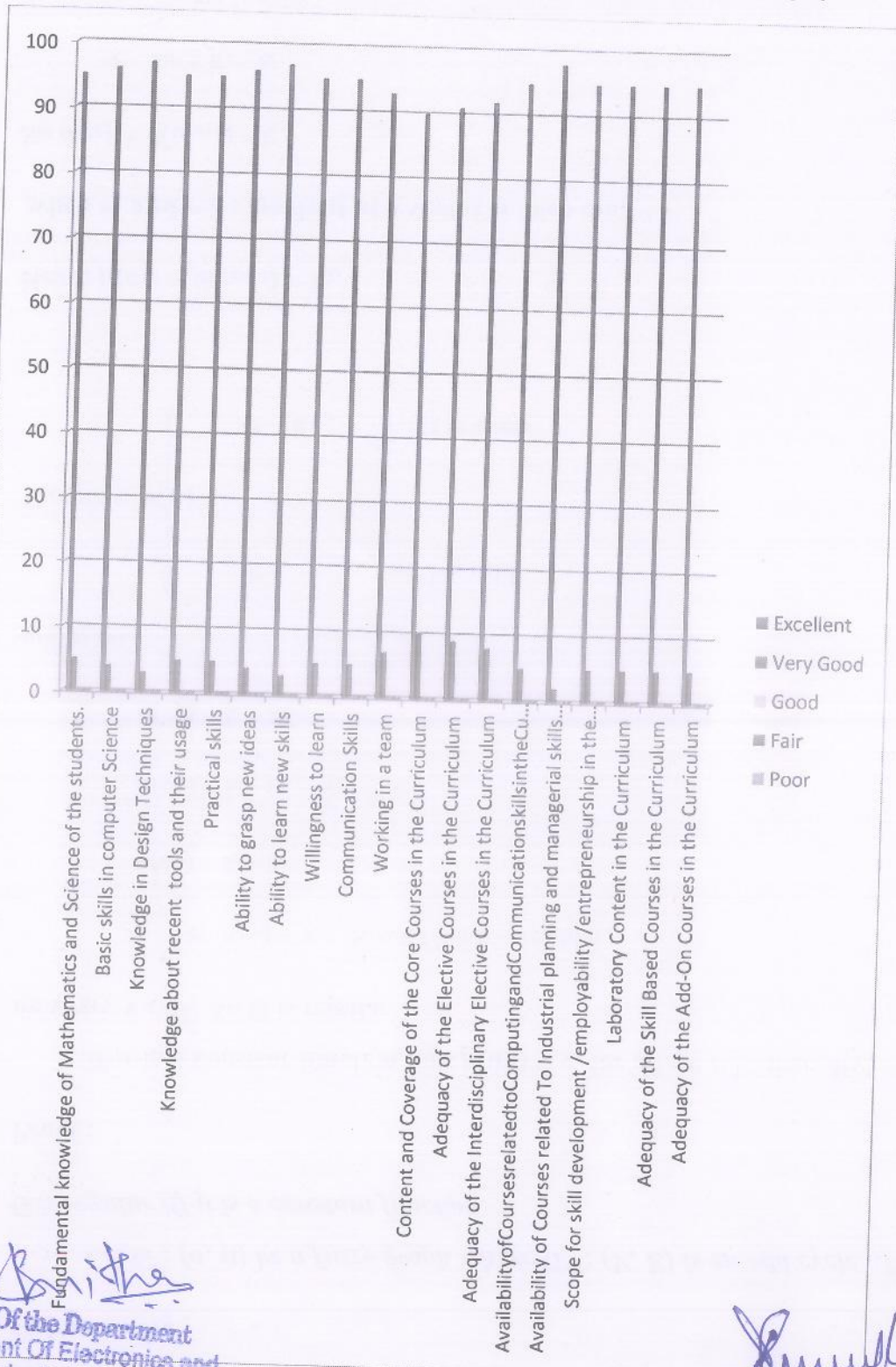
| S.NO | Questions | Response Percentage | | | | |
|------|--|---------------------|-----------|------|------|------|
| | | Excellent | Very Good | Good | Fair | Poor |
| 16. | Scope for skill development /employability /entrepreneurship in the Courses offered. | 95 | 5 | 0 | 0 | 0 |
| 17. | Laboratory Content in the Curriculum | 90 | 10 | 0 | 0 | 0 |
| 18. | Adequacy of the Skill Based Courses in the Curriculum | 95 | 5 | 0 | 0 | 0 |
| 19. | Adequacy of the Add-On Courses in the Curriculum | 95 | 5 | 0 | 0 | 0 |

Head Of the Department
Department Of Electronics and
Communication Engineering
Ponnaiyah Ramajayam Institute of
Science & Technology (PRIST)
Institution Deemed to be University
3 of the UGC Act 1956
THANJAVUR - 613 403, TAM.

DEAN
School of Engineering and Tech,
Ponnaiyah Ramajayam Institute of
Science and Technology (PRIST)
Deemed to be University
Vallam, Thanjavur-613 403.



Analysis Chart – for 5 Responses for B. Tech (ECE) – Full Time from Employers



[Signature]
Head Of the Department
Department Of Electronics and
Communication Engineering
Ponnaiyah Ramajayam Institute of
Science & Technology (PRIST)
Institution Deemed to be University
3 of the UGC Act 1956
ANJAVUR - 613 403, TAMIL NADU.

[Signature]
DEAN
School of Engineering and Tech,
Ponnaiyah Ramajayam Institute of
Science and Technology (PRIST)
Deemed to be University
Yallam, Thanjavur-613 403.



SCHOOL OF ENGINEERING AND TECHNOLOGY

DEPARTMENT OF ELECTRONICS AND COMMUNICATION ENGINEERING

EMPLOYER FEEDBACK ON CURRICULUM- FEEDBACK ANALYSIS REPORT (2018 – 2019)

Few Employers were requested to grade performance based the various parameters below.

The Set of Questionnaires was responded by **5 Employer** for the Academic Year 2018 -19 for M. Tech – Communication Systems (Full Time)

| S.NO | Questions | Response Percentage | | | | |
|------|---|---------------------|-----------|------|------|------|
| | | Excellent | Very Good | Good | Fair | Poor |
| 1. | Fundamental knowledge of Mathematics and Science of the students. | 90 | 10 | 0 | 0 | 0 |
| 2. | Basic skills in computer Science | 92 | 8 | 0 | 0 | 0 |
| 3. | Knowledge in Design Techniques | 92 | 8 | 0 | 0 | 0 |
| 4. | Knowledge about recent tools and their usage | 93 | 7 | 0 | 0 | 0 |
| 5. | Practical skills | 95 | 5 | 0 | 0 | 0 |
| 6. | Ability to grasp new ideas | 96 | 4 | 0 | 0 | 0 |
| 7. | Ability to learn new skills | 97 | 3 | 0 | 0 | 0 |
| 8. | Willingness to learn | 96 | 4 | 0 | 0 | 0 |

[Signature]
Head Of the Department
Department Of Electronics and
Communication Engineering
Ponnaiyah Ramajayam Institute of
Science & Technology (PRIST)
Deemed to be University
Acted under UGC Act 1956
THANJAVUR – 613 403, TAMIL NADU.

[Signature]
DEAN
School of Engineering and Tech.
Ponnaiyah Ramajayam Institute of
Science and Technology (PRIST)
Deemed to be University
Vattam, Thanjavur-613 403.



| S.NO | Questions | Response Percentage | | | | |
|------|--|---------------------|-----------|------|------|------|
| | | Excellent | Very Good | Good | Fair | Poor |
| 9. | Communication Skills | 95 | 5 | 0 | 0 | 0 |
| 10. | Working in a team | 93 | 7 | 0 | 0 | 0 |
| 11. | Content and Coverage of the Core Courses in the Curriculum | 90 | 10 | 0 | 0 | 0 |
| 12. | Adequacy of the Elective Courses in the Curriculum | 91 | 9 | 0 | 0 | 0 |
| 13. | Adequacy of the Interdisciplinary Elective Courses in the Curriculum | 92 | 8 | 0 | 0 | 0 |
| 14. | Availability of Courses related to Computing and Communication skills in the Curriculum | 95 | 5 | 0 | 0 | 0 |
| 15. | Availability of Courses related To Industrial planning and managerial skills in the Curriculum | 98 | 2 | 0 | 0 | 0 |

Smitha

Head Of the Department
Department Of Electronics and
Communication Engineering
Ponnaiyah Ramajayam Institute of
Science & Technology (PRIST)
Institution Deemed to be University
Approved by the UGC Act 1956
THANJAVUR - 613 403, TAMIL NADU.

Shruthi
DEAN

School of Engineering and Tech.
Ponnaiyah Ramajayam Institute of
Science and Technology (PRIST)
Deemed to be University
Vallam, Thanjavur-613 403.




| S.NO | Questions | Response Percentage | | | | |
|------|--|---------------------|-----------|------|------|------|
| | | Excellent | Very Good | Good | Fair | Poor |
| 16. | Scope for skill development /employability /entrepreneurship in the Courses offered. | 95 | 5 | 0 | 0 | 0 |
| 17. | Laboratory Content in the Curriculum | 95 | 5 | 0 | 0 | 0 |
| 18. | Adequacy of the Skill Based Courses in the Curriculum | 95 | 5 | 0 | 0 | 0 |
| 19. | Adequacy of the Add-On Courses in the Curriculum | 95 | 5 | 0 | 0 | 0 |

Head Of the Department
Department Of Electronics and
Communication Engineering
Ponnaiyah Ramajayam Institute of
Science & Technology (PRIST)
Institution Deemed to be University
of the UGC Act, 1956
THANJAVUR - 613 403, TAMIL NADU

DEAN
School of Engineering and Tech.
Ponnaiyah Ramajayam Institute of
Science and Technology (PRIST)
Deemed to be University
Valiam, Thanjavur-613 403.



Analysis Chart – for 5 Responses for M. Tech (CS) – Full Time from Employers – AY 2018 - 19



Sridha

Head Of the Department
 Department Of Electronics and
 Communication Engineering
 Ponnaiyah Ramajayam Institute of
 Science & Technology (PRIST)
 Deemed to be University
 of the UGC Act 1956
 THANJAVUR - 613 403, TAMIL NADU.

[Signature]

DEAN
 School of Engineering and Tech.
 Ponnaiyah Ramajayam Institute of
 Science and Technology (PRIST)
 Deemed to be University
 Vallam, Thanjavur-613 403.



SCHOOL OF ENGINEERING AND TECHNOLOGY

DEPARTMENT OF ELECTRONICS AND COMMUNICATION ENGINEERING

ALUMNI FEEDBACK ON CURRICULUM – FEEDBACK ANALYSIS REPORT (2018 – 2019)

Alumni were requested to grade the various parameters below.

The Set of Questionnaires was responded by **140 Alumni** for the Academic Year 2020 -21 from B. Tech-ECE (Full Time)


| S.NO | Questions | Response Percentage | | | | |
|------|--|---------------------|-------|---------|----------|-------------------|
| | | Strongly agree | Agree | Neutral | Disagree | Strongly disagree |
| 1. | I feel proud to have graduated from PRIST University | 91 | 9 | 0 | 0 | 0 |
| 2. | The learning I had in the University is useful in my career | 96 | 4 | 0 | 0 | 0 |
| 3. | The academic developments in the University in recent years are appreciative | 97 | 3 | 0 | 0 | 0 |
| 4. | The new courses introduced in this University meet contemporary requirements | 95 | 5 | 0 | 0 | 0 |
| 5. | PRIST University encourages alumni participation in its activities. | 93 | 8 | 0 | 0 | 0 |

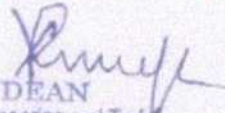

Head Of the Department
Department Of Electronics and
Communication Engineering
Ponnaiyah Ramajayam Institute of
Science & Technology (PRIST)
Deemed to be University
of the UGC Act, 1956
THANJAVUR - 613 403, Tamil Nadu


DEAN
School of Engineering and Tech.
Ponnaiyah Ramajayam Institute of
Science and Technology (PRIST)
Deemed to be University
Vallam, Thanjavur-613 403.



| S.NO | Questions | Response Percentage | | | | |
|------|--|---------------------|-------|---------|----------|-------------------|
| | | Strongly agree | Agree | Neutral | Disagree | Strongly disagree |
| 6. | The Program that I have undergone in this University was intellectually stimulating | 98 | 2 | 0 | 0 | 0 |
| 7. | The Program that I have undergone in this University helped me develop my ability to work efficiently as a part of a group | 97 | 3 | 0 | 0 | 0 |
| 8. | The program has brought out the best of my ability | 95 | 5 | 0 | 0 | 0 |
| 9. | The Program has stimulated creative thinking in me | 90 | 10 | 0 | 0 | 0 |
| 10. | The Program has improved my skills in written and oral communication | 92 | 8 | 0 | 0 | 0 |
| 11. | The Program has developed my problem solving skills | 90 | 10 | 0 | 0 | 0 |


Head Of the Department
Department Of Electronics and
Communication Engineering
Ponnaiyah Ramalayah Institute of
Science & Technology (PRIST)
Deemed to be University
5, 33 The UGC Act, 1956
THANJAVUR - 613 403, TAMIL NADU


DEAN
School of Engineering and Tech.
Ponnaiyah Ramalayah Institute of
Science and Technology (PRIST)
Deemed to be University
Vallam, Thanjavur-613 403.



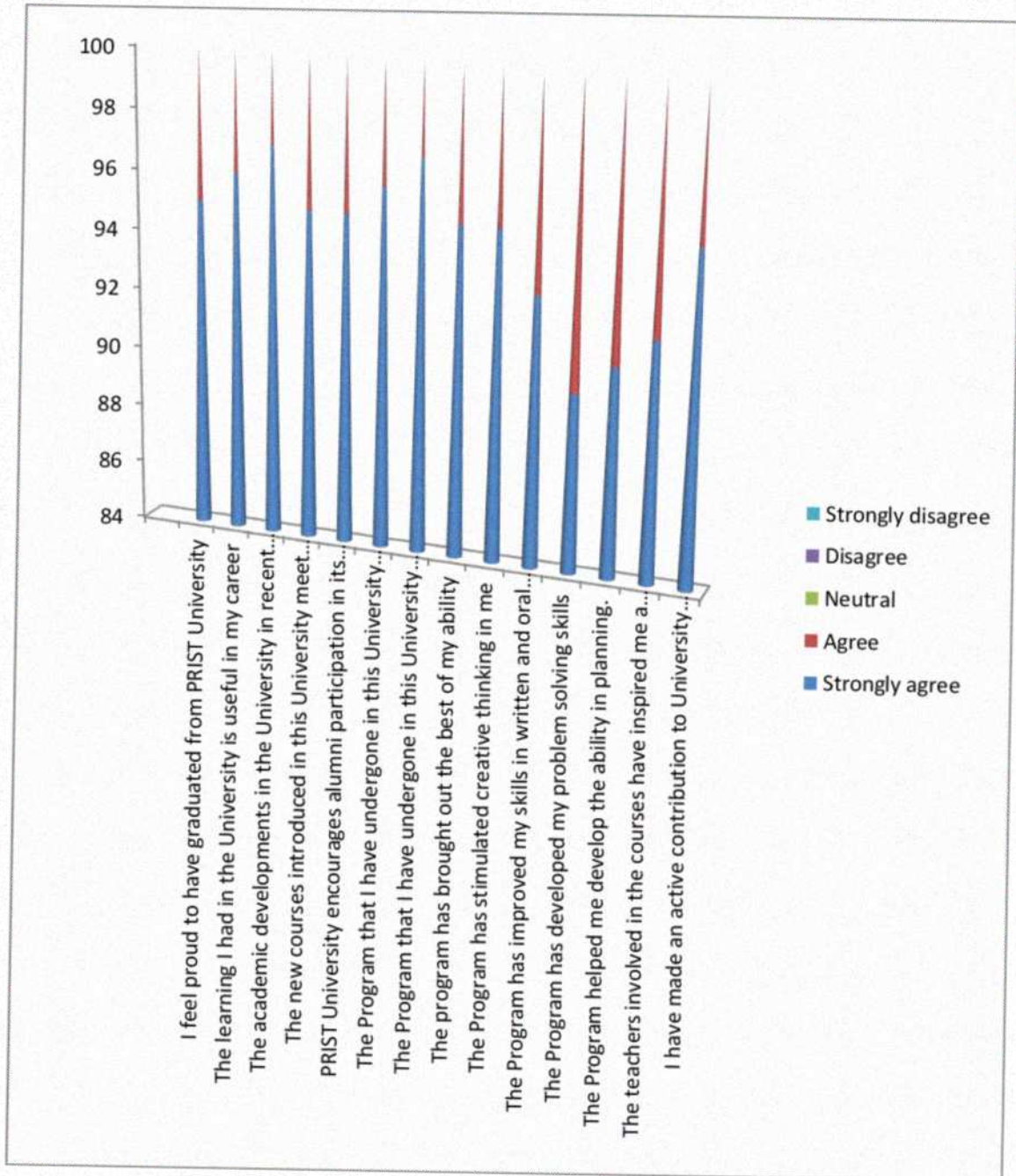
| S.NO | Questions | Response Percentage | | | | |
|------|---|---------------------|-------|---------|----------|-------------------|
| | | Strongly agree | Agree | Neutral | Disagree | Strongly disagree |
| 12. | The Program helped me develop the ability in planning. | 91 | 9 | 0 | 0 | 0 |
| 13. | The teachers involved in the courses have inspired me a lot so as to make some of them my role models | 93 | 7 | 0 | 0 | 0 |
| 14. | I have made an active contribution to University through the program undergone | 95 | 5 | 0 | 0 | 0 |


Head Of the Department
Department Of Electronics and
Communication Engineering
Ponnaiyah Ramajayam Institute of
Science & Technology (PRIST)
Deemed to be University
of the UGC Act, 1956
THANJAVUR – 613 403, TAMIL NADU


DEAN
School of Engineering and Tech.
Ponnaiyah Ramajayam Institute of
Science and Technology (PRIST)
Deemed to be University
Vallam, Thanjavur-613 403.



Analysis Chart – for 140 Response from B. Tech (ECE) – Full Time – Alumni



S. Anitha
Head Of the Department
Department Of Electronics and
Communication Engineering
Ponnaiyah Ramajayam Institute of
Science & Technology (PRIST)
Deemed to be University
of the UGC Act, 1956
THANJAVUR - 613 403, TAMIL NADU

R. Princy
DEAN
School of Engineering and Tech.
Ponnaiyah Ramajayam Institute of
Science and Technology (PRIST)
Deemed to be University
Vallam, Thanjavur-613 403.



SCHOOL OF ENGINEERING AND TECHNOLOGY

DEPARTMENT OF ELECTRONICS AND COMMUNICATION ENGINEERING

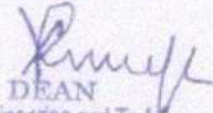
ALUMNI FEEDBACK ON CURRICULUM- FEEDBACK ANALYSIS REPORT (2018 – 2019)

Alumni were requested to grade the various parameters below.

The Set of Questionnaires was responded by **30** Alumni for the Academic Year 2018 - 19 from M. Tech-Communication Systems (Full Time)

| S.NO | Questions | Response Percentage | | | | |
|------|--|---------------------|-------|---------|----------|-------------------|
| | | Strongly agree | Agree | Neutral | Disagree | Strongly disagree |
| 1. | I feel proud to have graduated from PRIST University | 91 | 9 | 0 | 0 | 0 |
| 2. | The learning I had in the University is useful in my career | 96 | 4 | 0 | 0 | 0 |
| 3. | The academic developments in the University in recent years are appreciative | 92 | 8 | 0 | 0 | 0 |
| 4. | The new courses introduced in this University meet contemporary requirements | 95 | 5 | 0 | 0 | 0 |
| 5. | PRIST University encourages alumni participation in its activities. | 95 | 5 | 0 | 0 | 0 |

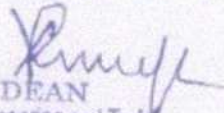

Head Of the Department
Department Of Electronics and
Communication Engineering
Ponnaiyan Ramaswamy Institute of
Science & Technology (PRIST)
Deemed to be University
of the UGC Act, 1956
THANJAVUR - 613 403, Tamil Nadu


DEAN
School of Engineering and Tech.
Ponnaiyan Ramaswamy Institute of
Science and Technology (PRIST)
Deemed to be University
Vallam, Thanjavur-613 403.



| S.NO | Questions | Response Percentage | | | | |
|------|--|---------------------|-------|---------|----------|-------------------|
| | | Strongly agree | Agree | Neutral | Disagree | Strongly disagree |
| 6. | The Program that I have undergone in this University was intellectually stimulating | 96 | 4 | 0 | 0 | 0 |
| 7. | The Program that I have undergone in this University helped me develop my ability to work efficiently as a part of a group | 95 | 5 | 0 | 0 | 0 |
| 8. | The program has brought out the best of my ability | 95 | 5 | 0 | 0 | 0 |
| 9. | The Program has stimulated creative thinking in me | 90 | 10 | 0 | 0 | 0 |
| 10. | The Program has improved my skills in written and oral communication | 93 | 7 | 0 | 0 | 0 |
| 11. | The Program has developed my problem solving skills | 90 | 10 | 0 | 0 | 0 |


Head Of the Department
Department Of Electronics and
Communication Engineering
Ponnaiyah Ramajayam Institute of
Science & Technology (PRIST)
Deemed to be University
Act 2 of The UGC Act, 1956
THANJAVUR - 613 403, TAMIL NADU


DEAN
School of Engineering and Tech.
Ponnaiyah Ramajayam Institute of
Science and Technology (PRIST)
Deemed to be University
Vallam, Thanjavur-613 403.



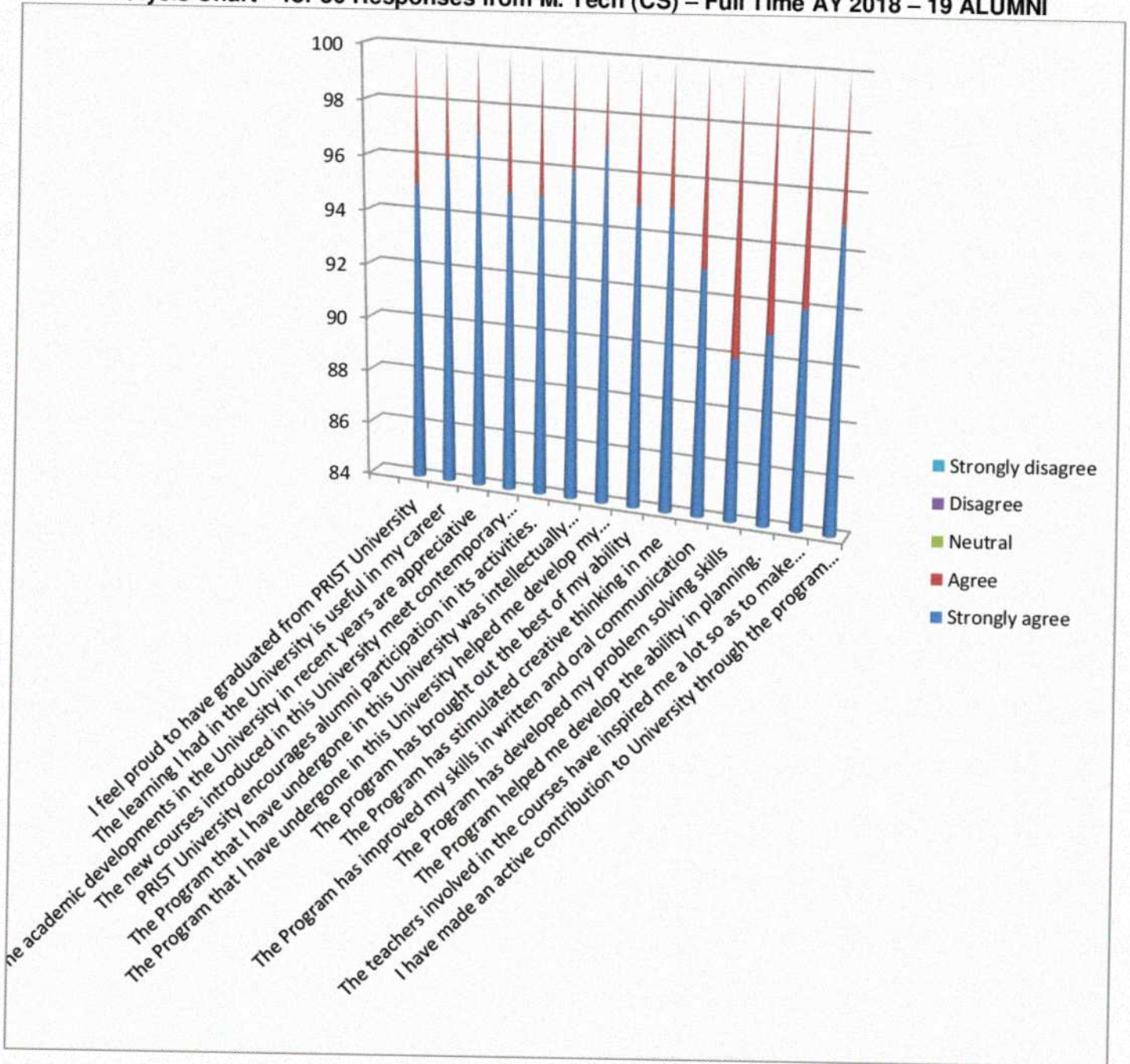
| S.NO | Questions | Response Percentage | | | | |
|------|---|---------------------|-------|---------|----------|-------------------|
| | | Strongly agree | Agree | Neutral | Disagree | Strongly disagree |
| 12. | The Program helped me develop the ability in planning. | 90 | 10 | 0 | 0 | 0 |
| 13. | The teachers involved in the courses have inspired me a lot so as to make some of them my role models | 95 | 5 | 0 | 0 | 0 |
| 14. | I have made an active contribution to University through the program undergone | 92 | 8 | 0 | 0 | 0 |


Head Of the Department
Department Of Electronics and
Communication Engineering
Ponnaiyah Ramajayam Institute of
Science & Technology (PRIST)
Deemed to be University
3 of the UGC Act, 1956
THANJAVUR - 613 403, TAMIL NADU


DEAN
School of Engineering and Tech.
Ponnaiyah Ramajayam Institute of
Science and Technology (PRIST)
Deemed to be University
Vaitam, Thanjavur-613 403.



Analysis Chart – for 30 Responses from M. Tech (CS) – Full Time AY 2018 – 19 ALUMNI



[Signature]
Head Of the Department
Department Of Electronics and
Communication Engineering
Ponnaiyah Ramajayan Institute of
Science & Technology (PRIST)
Deemed to be University
of the UGC Act, 1956
THANJAVUR - 613 403, TAMIL NADU

[Signature]
DEAN
School of Engineering and Tech.
Ponnaiyah Ramajayan Institute of
Science and Technology (PRIST)
Deemed to be University
Vallam, Thanjavur-613 403.



SCHOOL OF ENGINEERING AND TECHNOLOGY


DEPARTMENT OF ELECTRONICS AND COMMUNICATION ENGINEERING

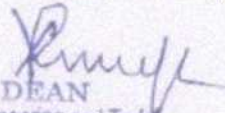
FACULTY FEEDBACK ON CURRICULUM – FEEDBACK ANALYSIS REPORT (2018– 2019)

Faculties were requested to grade the various Curriculum parameters below.

The Set of Questionnaires was responded by 16 Faculties for the Academic Year 2018-2019 from B. Tech-ECE(Full Time)

| S.NO | Question's | Excellent | Very Good | Good | Fair | Poor |
|------|--|-----------|-----------|------|------|------|
| 1. | Content and Coverage of the Core Courses in the Curriculum | 52 | 33 | 15 | 0 | 0 |
| 2. | Adequacy of the Elective Courses in the Curriculum | 45 | 37 | 16 | 2 | 0 |
| 3. | Adequacy of the Interdisciplinary Elective Courses in the Curriculum | 54 | 36 | 9 | 0 | 1 |
| 4. | Availability of Courses related to Computing and Communication skills in the Curriculum | 44 | 34 | 22 | 0 | 0 |
| 5. | Availability of Courses related to Industrial planning and managerial skills in the Curriculum | 49 | 39 | 10 | 1 | 1 |
| 6. | Scope for skill development /employability/ entrepreneurship in the Courses offered. | 58 | 31 | 9 | 1 | 1 |


Head Of the Department
Department Of Electronics and
Communication Engineering
Ponniyiah Ramaswamy Institute of
Science & Technology (PRIST)
Deemed to be University
of the UGC Act, 1986
THANJAVUR - 613 403, Tamil Nadu


DEAN
School of Engineering and Tech.
Ponniyiah Ramaswamy Institute of
Science and Technology (PRIST)
Deemed to be University
Vallam, Thanjavur-613,403.



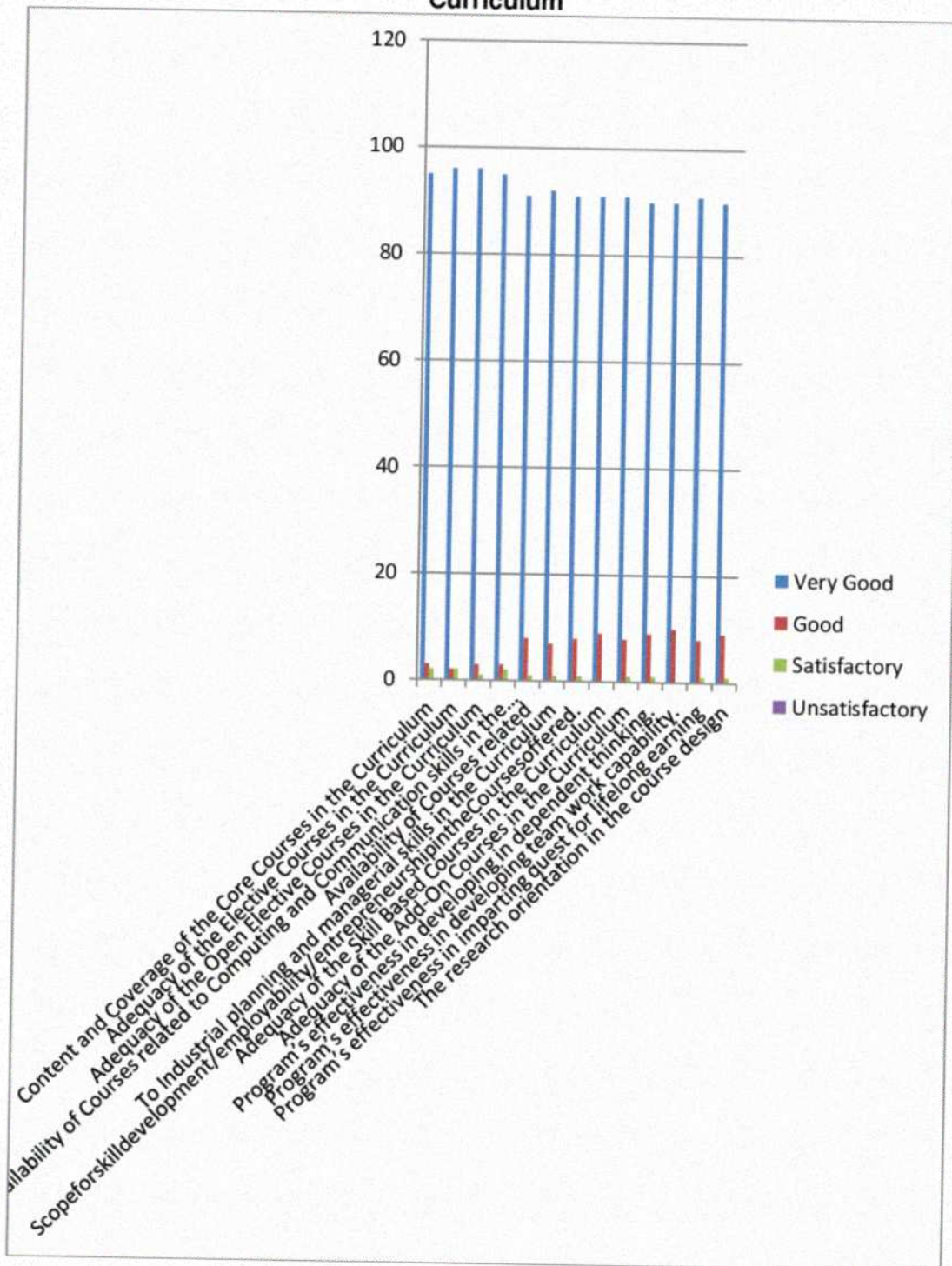
| | | | | | | |
|-----|---|----|----|----|---|---|
| 7. | Laboratory Content in the Curriculum | 47 | 34 | 16 | 2 | 1 |
| 8. | Adequacy of the Skill Based Courses in the Curriculum | 47 | 36 | 17 | 0 | 0 |
| 9. | Adequacy of the Add-On Courses in the Curriculum | 47 | 31 | 19 | 1 | 2 |
| 10. | In your view, the standard of curriculum and syllabi of UG level academic programmes offered in your department in comparison with similar programmes Offered by other Institutions | 54 | 32 | 13 | 1 | 0 |
| 11. | In your view, the standard of curriculum and syllabi of PG level academic programmes offered in your department in comparison with similar programmes Offered by other Institutions | 55 | 32 | 11 | 0 | 2 |
| 12. | The quality of teaching and learning methods adopted by the department for various level academic programmes are At par with the specified standards | 54 | 32 | 13 | 1 | 0 |
| 13. | In view of the Faculty, the processes for assessments, examinations and determination of awards are sound and Fairly conducted | 57 | 31 | 8 | 3 | 1 |
| 14. | In view of the Faculty, the standards set in the University for the awards are appropriate for the respective programmes at various levels in the discipline concerned | 50 | 34 | 13 | 2 | 1 |


Head Of the Department
Department Of Electronics and
Communication Engineering
Ponnaiyah Ramojuyam Institute of
Science & Technology (PRIST)
Deemed to be University
Act 1987
THANJAVUR - 613 403, TAMIL NADU


DEAN
School of Engineering and Tech,
Ponnaiyah Ramojuyam Institute of
Science and Technology (PRIST)
Deemed to be University
Vallam, Thanjavur-613 403.



Analysis Chart – for 16 Faculties Response from B. Tech (ECE) – Full Time – AY 2018–2019 Curriculum



[Signature]
 Head Of the Department
 Department Of Electronics and
 Communication Engineering
 Ponnaiyan Ramajayam Institute of
 Science & Technology (PRIST)
 Deemed to be University
 of the UGC Act, 1986
 THANJAVUR – 613 403, Tamil Nadu

[Signature]
 DEAN
 School of Engineering and Tech,
 Ponnaiyan Ramajayam Institute of
 Science and Technology (PRIST)
 Deemed to be University
 Vailam, Thanjavur-613 403.



SCHOOL OF ENGINEERING AND TECHNOLOGY
DEPARTMENT OF ELECTRONICS AND COMMUNICATION ENGINEERING

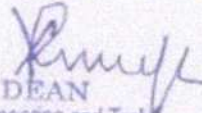
FACULTY FEEDBACK ON CURRICULUM – FEEDBACK ANALYSIS REPORT (2018– 2019)

Faculties were requested to grade the various Curriculum parameters below.

The Set of Questionnaires was responded by **16 Faculties** for the Academic Year 2018-19 from B. Tech-
ECE (Part Time)

| S.NO | Question's | Excellent | Very Good | Good | Fair | Poor |
|------|--|-----------|-----------|------|------|------|
| 1. | Content and Coverage of the Core Courses in the Curriculum | 52 | 33 | 15 | 0 | 0 |
| 2. | Adequacy of the Elective Courses in the Curriculum | 45 | 37 | 16 | 2 | 0 |
| 3. | Adequacy of the Interdisciplinary Elective Courses in the Curriculum | 54 | 36 | 9 | 0 | 1 |
| 4. | Availability of Courses related to Computing and Communication skills in the Curriculum | 44 | 34 | 22 | 0 | 0 |
| 5. | Availability of Courses related to Industrial planning and managerial skills in the Curriculum | 49 | 39 | 10 | 1 | 1 |
| 6. | Scope for skill development /employability/ entrepreneurship in the Courses offered. | 58 | 31 | 9 | 1 | 1 |
| 7. | Laboratory Content in the Curriculum | 47 | 34 | 16 | 2 | 1 |


Head Of the Department
Department Of Electronics and
Communication Engineering
Ponnaiyah Ramajayam Institute of
Science & Technology (PRIST)
Deemed to be University
of the UGC Act, 1956
THANJAVUR – 613 403, TAMIL NADU


DEAN
School of Engineering and Tech.
Ponnaiyah Ramajayam Institute of
Science and Technology (PRIST)
Deemed to be University
Vallam, Thanjavur-613 403.



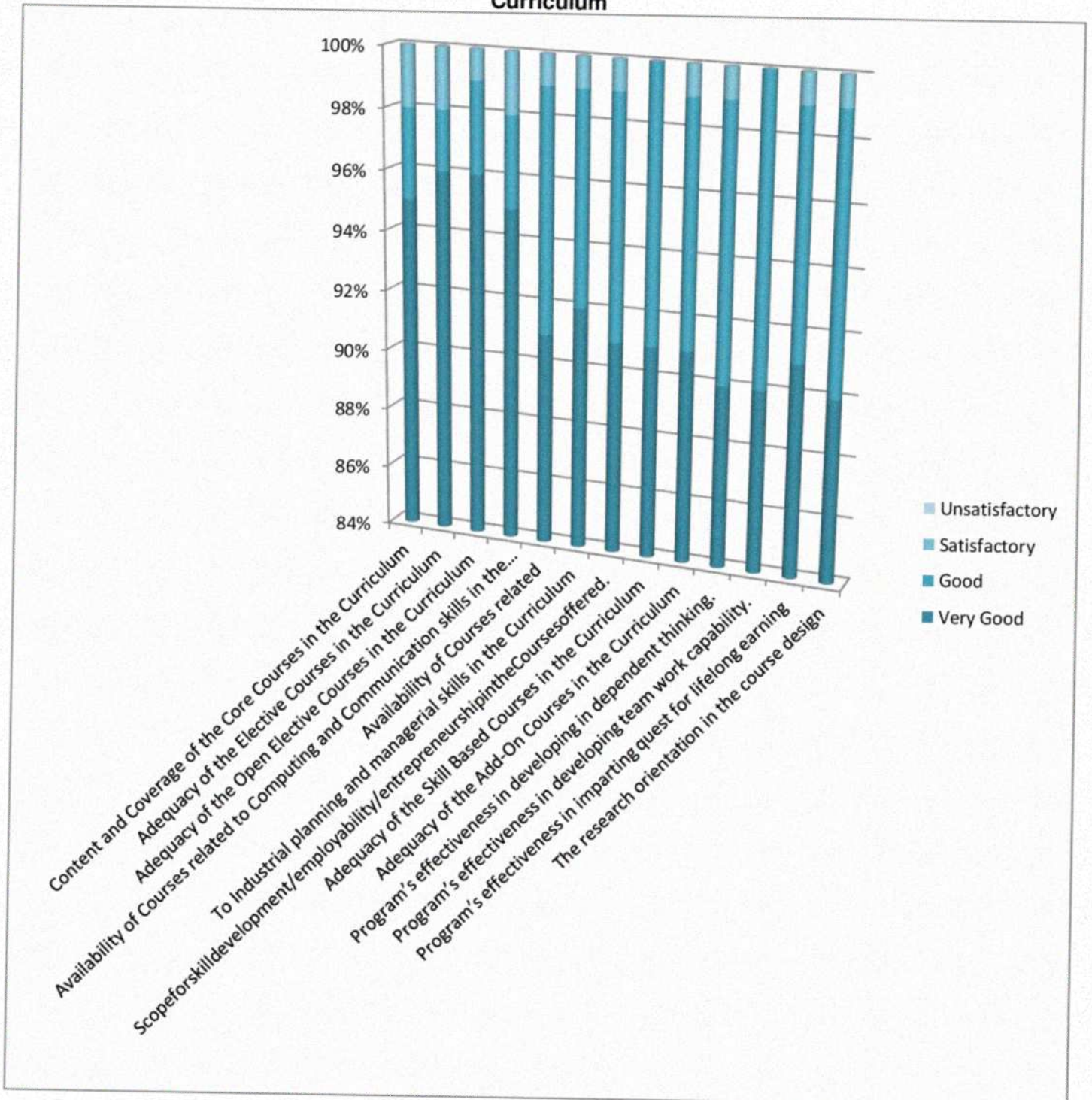
| | | | | | | |
|-----|---|----|----|----|---|---|
| 8. | Adequacy of the Skill Based Courses in the Curriculum | 47 | 36 | 17 | 0 | 0 |
| 9. | Adequacy of the Add-On Courses in the Curriculum | 47 | 31 | 19 | 1 | 2 |
| 10. | In your view, the standard of curriculum and syllabi of UG level academic programmes offered in your department in comparison with similar programmes Offered by other Institutions | 54 | 32 | 13 | 1 | 0 |
| 11. | In your view, the standard of curriculum and syllabi of PG level academic programmes offered in your department in comparison with similar programmes Offered by other Institutions | 55 | 32 | 11 | 0 | 2 |
| 12. | The quality of teaching and learning methods adopted by the department for various level academic programmes are At par with the specified standards | 54 | 32 | 13 | 1 | 0 |
| 13. | In view of the Faculty, the processes for assessments, examinations and determination of awards are sound and Fairly conducted | 57 | 31 | 8 | 3 | 1 |
| 14. | In view of the Faculty, the standards set in the University for the awards are appropriate for the respective programmes at various levels in the discipline concerned | 50 | 34 | 13 | 2 | 1 |


Head Of the Department
Department Of Electronics and
Communication Engineering
Ponnaiyah Ramajoyam Institute of
Science & Technology (PRIST)
Deemed to be University
of the UGC Act, 1956
THANJAVUR - 613 403, TAMIL NADU


DEAN
School of Engineering and Tech.
Ponnaiyah Ramajoyam Institute of
Science and Technology (PRIST)
Deemed to be University
Vailam, Thanjavur-613 403.



Analysis Chart – for 16 Faculties Response from B. Tech (ECE) – Part Time AY 2018– 2019- Curriculum



[Signature]
 Head Of the Department
 Department Of Electronics and
 Communication Engineering
 Ponnaiyan Ramajayam Institute of
 Science & Technology (PRIST)
 Deemed to be University
 5 of the UGC Act, 1956
 THANJAVUR - 613 403, Tamil Nadu

[Signature]
 DEAN
 School of Engineering and Tech,
 Ponnaiyan Ramajayam Institute of
 Science and Technology (PRIST)
 Deemed to be University
 Vailam, Thanjavur-613 403.



SCHOOL OF ENGINEERING AND TECHNOLOGY

DEPARTMENT OF ELECTRONICS AND COMMUNICATION ENGINEERING

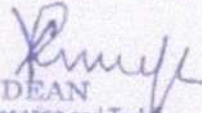
FACULTY FEEDBACK ON CURRICULUM – FEEDBACK ANALYSIS REPORT (2018– 2019)

Faculties were requested to grade the various Curriculum parameters below.

The Set of Questionnaires was responded by **16 Faculties** for the Academic Year 2018-19 from M. Tech-Communication Systems (Full Time)

| S.NO | Question's | Excellent | Very Good | Good | Fair | Poor |
|------|--|-----------|-----------|------|------|------|
| 1. | Content and Coverage of the Core Courses in the Curriculum | 52 | 33 | 15 | 0 | 0 |
| 2. | Adequacy of the Elective Courses in the Curriculum | 45 | 37 | 16 | 2 | 0 |
| 3. | Adequacy of the Interdisciplinary Elective Courses in the Curriculum | 54 | 36 | 9 | 0 | 1 |
| 4. | Availability of Courses related to Computing and Communication skills in the Curriculum | 44 | 34 | 22 | 0 | 0 |
| 5. | Availability of Courses related to Industrial planning and managerial skills in the Curriculum | 49 | 39 | 10 | 1 | 1 |
| 6. | Scope for skill development /employability/ entrepreneurship in the Courses offered. | 58 | 31 | 9 | 1 | 1 |

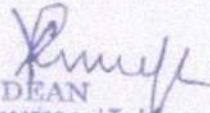

Head Of the Department
Department Of Electronics and
Communication Engineering
Ponnaiyah Ramajayam Institute of
Science & Technology (PRIST)
Deemed to be University
of the UGC Act, 1986
THANJAVUR - 613 403, TAMIL NADU


DEAN
School of Engineering and Tech.
Ponnaiyah Ramajayam Institute of
Science and Technology (PRIST)
Deemed to be University
Vallam, Thanjavur-613 403.



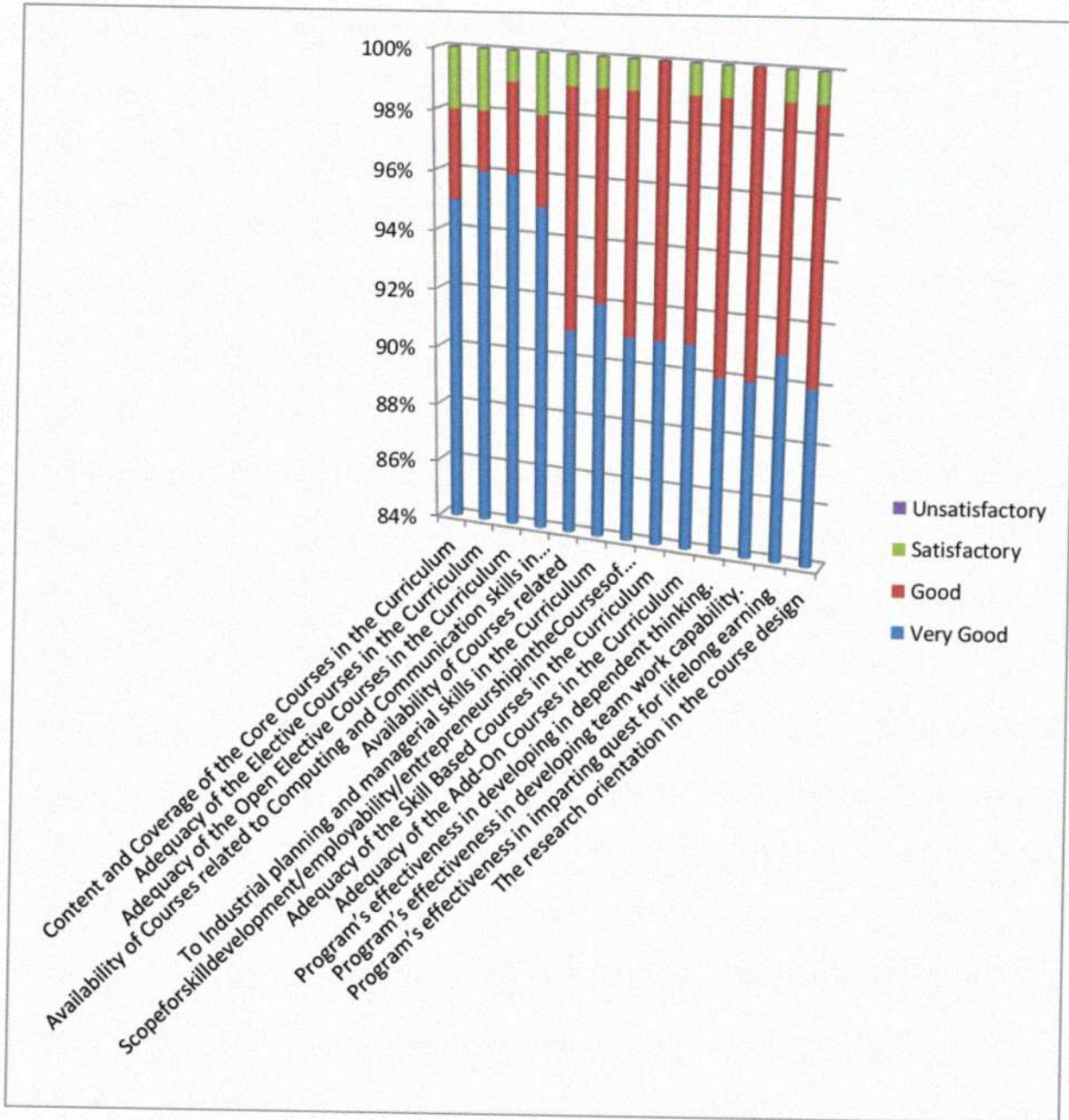
| | | | | | | |
|-----|---|----|----|----|---|---|
| 7. | Laboratory Content in the Curriculum | 47 | 34 | 16 | 2 | 1 |
| 8. | Adequacy of the Skill Based Courses in the Curriculum | 47 | 36 | 17 | 0 | 0 |
| 9. | Adequacy of the Add-On Courses in the Curriculum | 47 | 31 | 19 | 1 | 2 |
| 10. | In your view, the standard of curriculum and syllabi of UG level academic programmes offered in your department in comparison with similar programmes Offered by other Institutions | 54 | 32 | 13 | 1 | 0 |
| 11. | In your view, the standard of curriculum and syllabi of PG level academic programmes offered in your department in comparison with similar programmes Offered by other Institutions | 55 | 32 | 11 | 0 | 2 |
| 12. | The quality of teaching and learning methods adopted by the department for various level academic programmes are At par with the specified standards | 54 | 32 | 13 | 1 | 0 |
| 13. | In view of the Faculty, the processes for assessments, examinations and determination of awards are sound and Fairly conducted | 57 | 31 | 8 | 3 | 1 |
| 14. | In view of the Faculty, the standards set in the University for the awards are appropriate for the respective programmes at various levels in the discipline concerned | 50 | 34 | 13 | 2 | 1 |


Head Of the Department
Department Of Electronics and
Communication Engineering
Ponnaiyah Ramajayam Institute of
Science & Technology (PRIST)
Deemed to be University
Act of the UGC Act, 1986
THANJAVUR - 613 403, Tamil Nadu


DEAN
School of Engineering and Tech.
Ponnaiyah Ramajayam Institute of
Science and Technology (PRIST)
Deemed to be University
Vallam, Thanjavur-613 403.



Analysis Chart – for 16 Faculties Response from M. Tech (CS) – Full Time AY 2018– 2019- Curriculum



[Signature]
 Head Of the Department
 Department Of Electronics and
 Communication Engineering
 Ponnaiyah Ramajayam Institute of
 Science & Technology (PRIST)
 Deemed to be University
 5 of the UGC Act, 1956
 THANJAVUR - 613 403, TAMIL NADU

[Signature]
 DEAN
 School of Engineering and Tech.
 Ponnaiyah Ramajayam Institute of
 Science and Technology (PRIST)
 Deemed to be University
 Vailam, Thanjavur-613 403.



SCHOOL OF ENGINEERING AND TECHNOLOGY

DEPARTMENT OF ELECTRONICS AND COMMUNICATION ENGINEERING

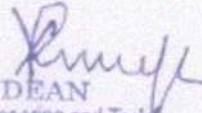
FACULTY FEEDBACK ON CURRICULUM – FEEDBACK ANALYSIS REPORT (2018–2019)

Faculties were requested to grade the various Curriculum parameters below.

The Set of Questionnaires was responded by **16 Faculties** for the Academic Year 2018-19 from M. Tech-Communication Systems (Part Time)

| S.NO | Question's | Excellent | Very Good | Good | Fair | Poor |
|------|--|-----------|-----------|------|------|------|
| 1. | Content and Coverage of the Core Courses in the Curriculum | 52 | 33 | 15 | 0 | 0 |
| 2. | Adequacy of the Elective Courses in the Curriculum | 45 | 37 | 16 | 2 | 0 |
| 3. | Adequacy of the Interdisciplinary Elective Courses in the Curriculum | 54 | 36 | 9 | 0 | 1 |
| 4. | Availability of Courses related to Computing and Communication skills in the Curriculum | 44 | 34 | 22 | 0 | 0 |
| 5. | Availability of Courses related to Industrial planning and managerial skills in the Curriculum | 49 | 39 | 10 | 1 | 1 |
| 6. | Scope for skill development /employability/ entrepreneurship in the Courses offered. | 58 | 31 | 9 | 1 | 1 |


Head Of the Department
Department Of Electronics and
Communication Engineering
Ponnaiyan Ramajayam Institute of
Science & Technology (PRIST)
Deemed to be University
of the UGC Act, 1956
THANJAVUR - 613 403, TAMIL NADU


DEAN
School of Engineering and Tech.
Ponnaiyan Ramajayam Institute of
Science and Technology (PRIST)
Deemed to be University
Vaitam, Thanjavur-613 403.



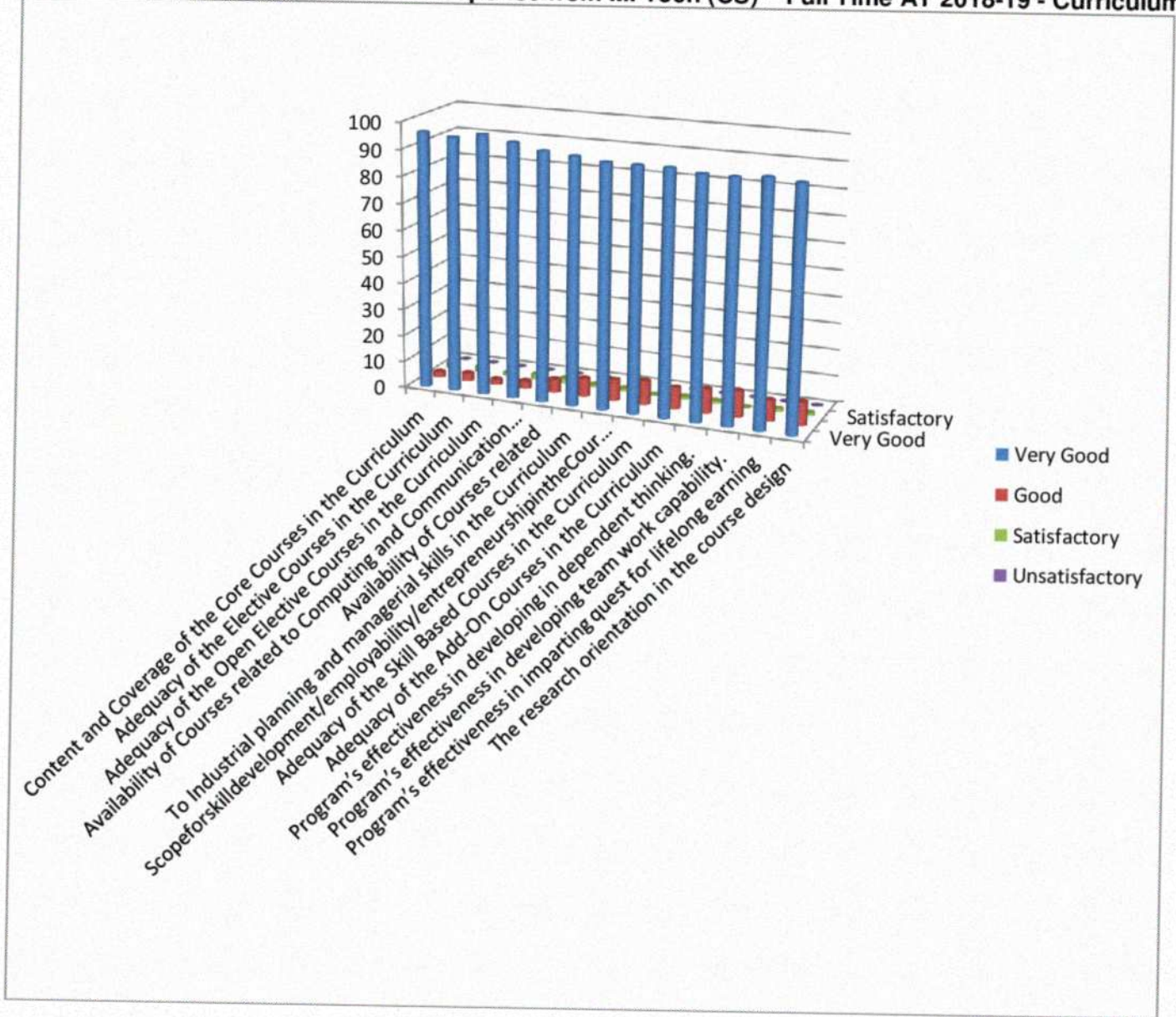
| | | | | | | |
|-----|---|----|----|----|---|---|
| 7. | Laboratory Content in the Curriculum | 47 | 34 | 16 | 2 | 1 |
| 8. | Adequacy of the Skill Based Courses in the Curriculum | 47 | 36 | 17 | 0 | 0 |
| 9. | Adequacy of the Add-On Courses in the Curriculum | 47 | 31 | 19 | 1 | 2 |
| 10. | In your view, the standard of curriculum and syllabi of UG level academic programmes offered in your department in comparison with similar programmes Offered by other Institutions | 54 | 32 | 13 | 1 | 0 |
| 11. | In your view, the standard of curriculum and syllabi of PG level academic programmes offered in your department in comparison with similar programmes Offered by other Institutions | 55 | 32 | 11 | 0 | 2 |
| 12. | The quality of teaching and learning methods adopted by the department for various level academic programmes are At par with the specified standards | 54 | 32 | 13 | 1 | 0 |
| 13. | In view of the Faculty, the processes for assessments, examinations and determination of awards are sound and Fairly conducted | 57 | 31 | 8 | 3 | 1 |
| 14. | In view of the Faculty, the standards set in the University for the awards are appropriate for the respective programmes at various levels in the discipline concerned | 50 | 34 | 13 | 2 | 1 |


Head Of the Department
Department Of Electronics and
Communication Engineering
Ponnaiyah Ramajayam Institute of
Science & Technology (PRIST)
Deemed to be University
of the UGC Act, 1956
THANJAVUR - 613 403, Tamil Nadu


DEAN
School of Engineering and Tech.
Ponnaiyah Ramajayam Institute of
Science and Technology (PRIST)
Deemed to be University
Vailam, Thanjavur-613 403.



Analysis Chart – for 16 Faculties Response from M. Tech (CS) – Full Time AY 2018-19 - Curriculum



[Signature]
 Head Of the Department
 Department Of Electronics and
 Communication Engineering
 Ponnaiyah Ramajayam Institute of
 Science & Technology (PRIST)
 Deemed to be University
 Thanjavur - 613 403, Tamil Nadu

[Signature]
 DEAN
 School of Engineering and Tech.
 Ponnaiyah Ramajayam Institute of
 Science and Technology (PRIST)
 Deemed to be University
 Vaitam, Thanjavur-613 403.



DENTS FEEDBACK ON CURRICULUM – FEEDBACK ANALYSIS REPORT

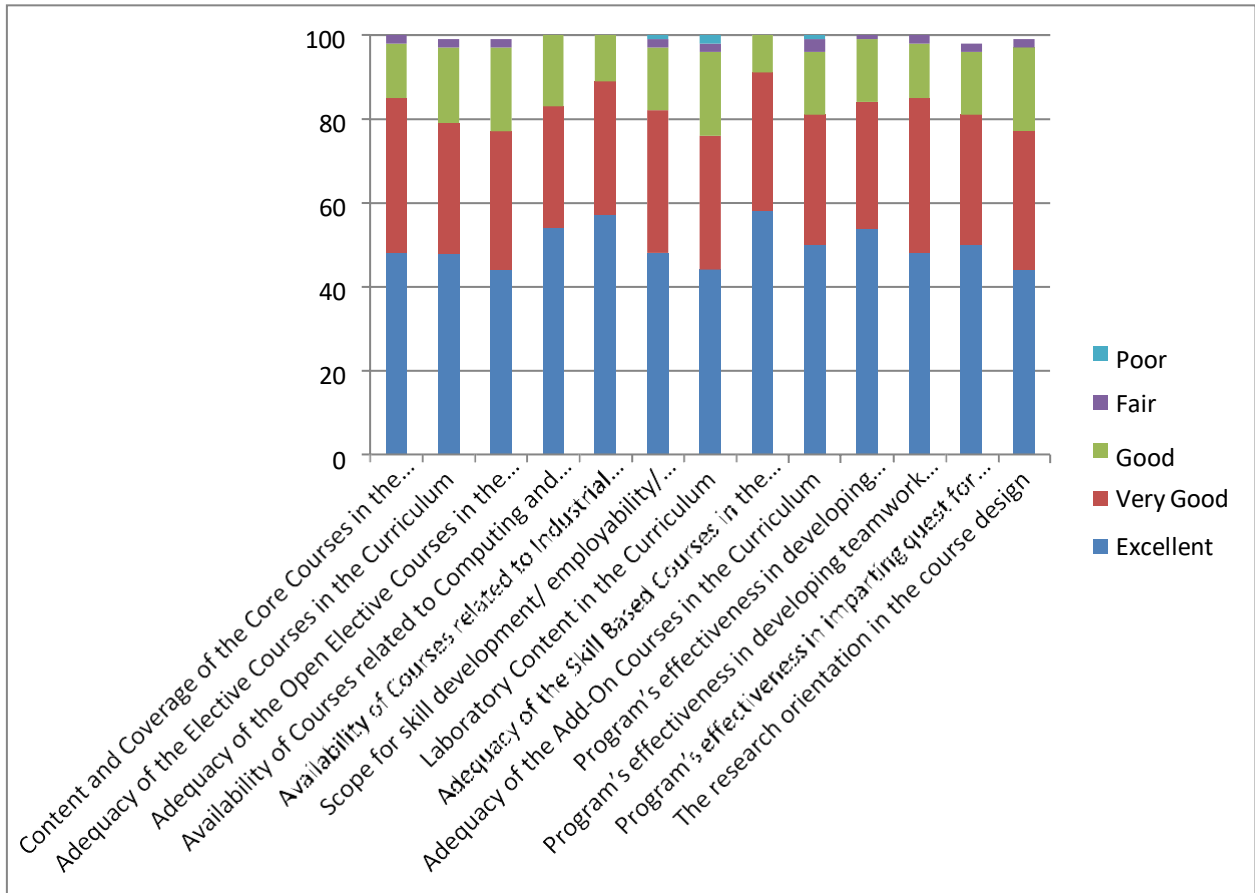
| S.NO | Question's | Excellent | Very Good | Good | Fair | Poor |
|------|--|-----------|-----------|------|------|------|
| 1. | Content and Coverage of the Core Courses in the Curriculum | 47 | 35 | 10 | 3 | 0 |
| 2. | Adequacy of the Elective Courses in the Curriculum | 57 | 39 | 18 | 5 | 0 |
| 3. | Adequacy of the Open Elective Courses in the Curriculum | 46 | 37 | 27 | 3 | 0 |
| 4. | Availability of Courses related to Computing and Communication skills in the Curriculum | 43 | 34 | 19 | 1 | 0 |
| 5. | Availability of Courses related to Industrial planning and managerial skills in the Curriculum | 58 | 35 | 13 | 0 | 0 |
| 6. | Scope for skill development/ employability/ entrepreneurship in the Courses offered. | 47 | 32 | 16 | 3 | 2 |
| 7. | Laboratory Content in the Curriculum | 46 | 30 | 28 | 1 | 2 |
| 8. | Adequacy of the Skill Based Courses in the Curriculum | 57 | 37 | 7 | 8 | 0 |



| | | | | | | |
|-----|--|----|----|----|---|---|
| 9. | Adequacy of the Add-On Courses in the Curriculum | 52 | 30 | 18 | 2 | 2 |
| 10. | Program's effectiveness in developing independent thinking. | 82 | 34 | 15 | 1 | 0 |
| 11. | Program's effectiveness in developing teamwork capability. | 47 | 38 | 16 | 3 | 0 |
| 12. | Program's effectiveness in imparting quest for lifelong learning | 59 | 31 | 17 | 2 | 0 |
| 13. | The research orientation in the course design | 45 | 31 | 24 | 4 | 1 |



STUDENTS FEEDBACK ON CURRICULUM – FEEDBACK ANALYSIS REPORT





MNI FEEDBACK ON CURRICULUM – FEEDBACK ANALYSIS REPORT

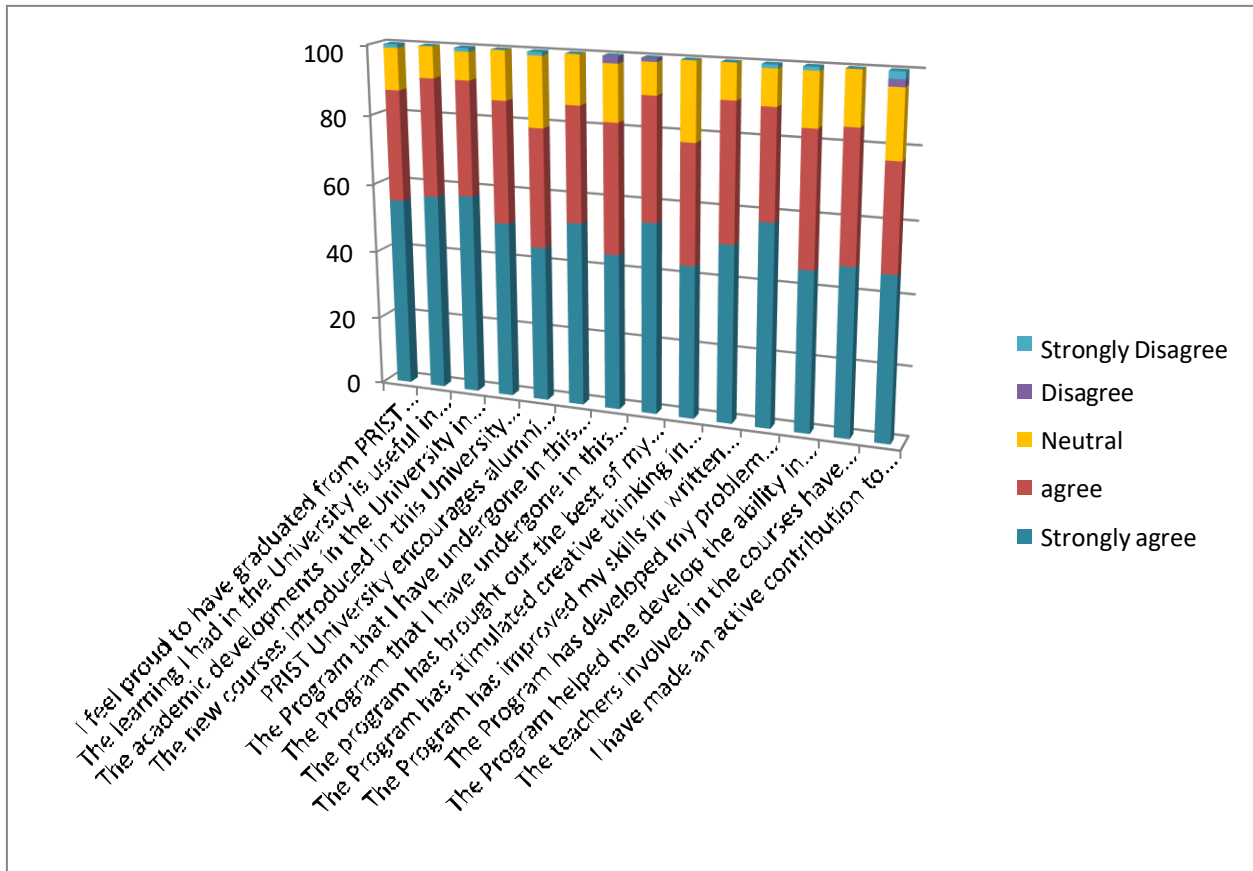
| S.NO | Question's | Strongly agree | Agree | Neutral | Disagree | Strongly disagree |
|------|--|----------------|-------|---------|----------|-------------------|
| 1. | I feel proud to have graduated from PRIST University | 55 | 32 | 11 | 0 | 2 |
| 2. | The learning I had in the University is useful in my career | 54 | 32 | 13 | 1 | 0 |
| 3. | The academic developments in the University in recent years are appreciative | 57 | 31 | 8 | 3 | 1 |
| 4. | The new courses introduced in this University meet contemporary requirements | 50 | 34 | 13 | 2 | 1 |
| 5. | PRIST University encourages alumni participation in its activities. | 44 | 33 | 20 | 1 | 1 |
| 6. | The Program that I have undergone in this University was intellectually stimulating | 52 | 33 | 15 | 0 | 0 |
| 7. | The Program that I have undergone in this University helped me develop my ability to work efficiently as a part of a group | 45 | 37 | 16 | 2 | 0 |
| 8. | The program has brought out the best of my ability | 54 | 36 | 9 | 0 | 1 |
| 9. | The Program has stimulated creative thinking in me | 44 | 34 | 22 | 0 | 0 |
| 10. | The Program has improved my skills in written and oral communication | 49 | 39 | 10 | 1 | 1 |



| | | | | | | |
|-----|---|----|----|----|---|---|
| 11. | The Program has developed my problem solving skills | 58 | 31 | 9 | 1 | 1 |
| 12. | The Program helped me develop the ability in planning. | 47 | 34 | 16 | 2 | 1 |
| 13. | The teachers involved in the courses have inspired me a lot so as to make some of them my role models | 47 | 36 | 17 | 0 | 0 |
| 14. | I have made an active contribution to University through the program undergone | 47 | 31 | 19 | 1 | 2 |



ALUMNI FEEDBACK ON CURRICULUM – FEEDBACK ANALYSIS REPORT





ER FEEDBACK ON CURRICULUM – FEEDBACK ANALYSIS REPORT

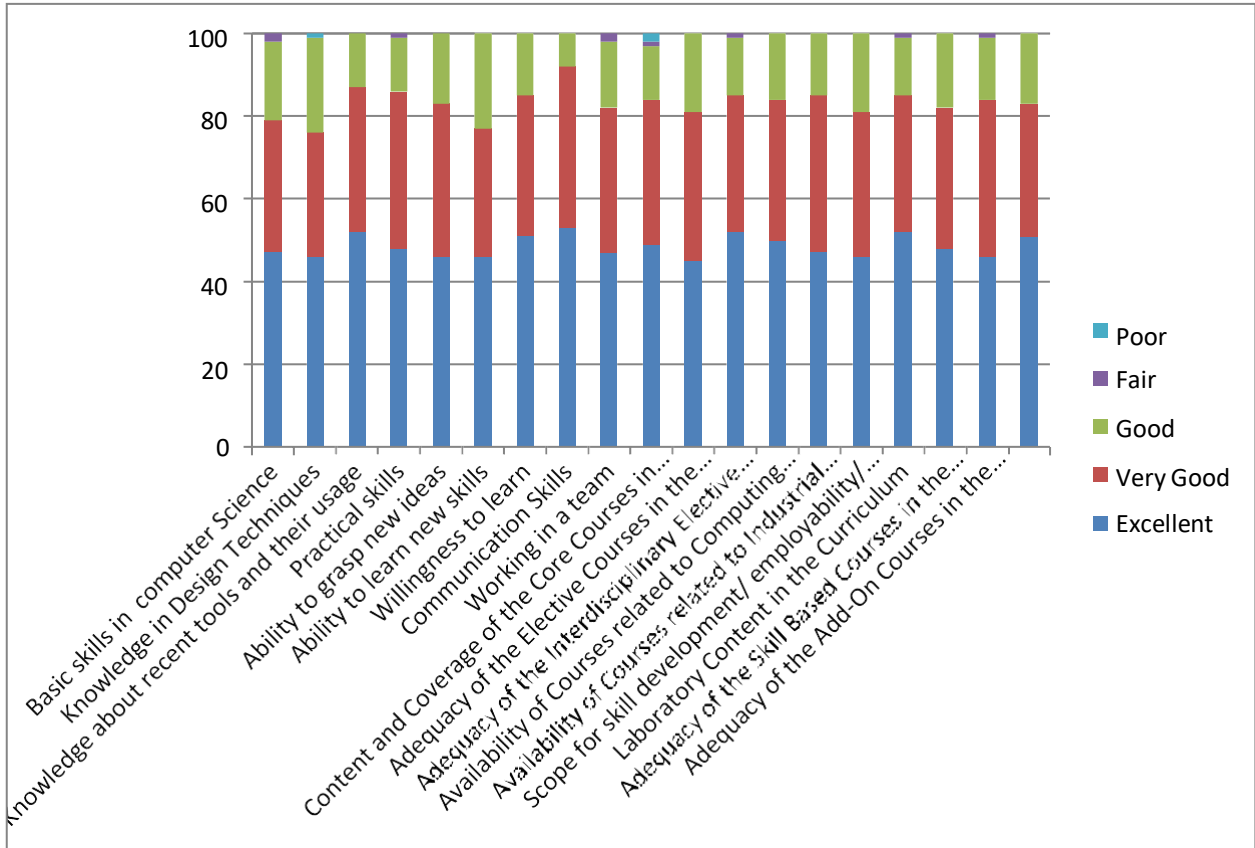
| S.NO | Question's | Excellent | Very Good | Good | Fair | Poor |
|------|--|-----------|-----------|------|------|------|
| 1. | Fundamental knowledge of Mathematics and Science of the students. | 46 | 39 | 12 | 3 | 0 |
| 2. | Basic skills in computer Science | 47 | 33 | 18 | 2 | 0 |
| 3. | Knowledge in Design Techniques | 43 | 34 | 21 | 2 | 0 |
| 4. | Knowledge about recent tools and their usage | 53 | 31 | 16 | 0 | 0 |
| 5. | Practical skills | 56 | 33 | 11 | 0 | 0 |
| 6. | Ability to grasp new ideas | 47 | 32 | 16 | 3 | 2 |
| 7. | Ability to learn new skills | 45 | 30 | 22 | 1 | 2 |
| 8. | Willingness to learn | 57 | 36 | 7 | 0 | 0 |
| 9. | Communication Skills | 50 | 30 | 16 | 2 | 2 |
| 10. | Working in a team | 52 | 32 | 15 | 1 | 0 |
| 11. | Content and Coverage of the Core Courses in the Curriculum | 47 | 38 | 13 | 2 | 0 |
| 12. | Adequacy of the Elective Courses in the Curriculum | 51 | 31 | 16 | 2 | 0 |
| 13. | Adequacy of the Interdisciplinary Elective Courses in the Curriculum | 45 | 31 | 21 | 2 | 1 |



| | | | | | | |
|-----|--|----|----|----|----|---|
| 14. | Availability of Courses related to Computing and Communication skills in the Curriculum | 52 | 32 | 15 | 1 | 0 |
| 15. | Availability of Courses related to Industrial planning and managerial skills in the Curriculum | 46 | 25 | 11 | 10 | 8 |
| 16. | Scope for skill development/ employability/ entrepreneurship in the Courses offered. | 52 | 33 | 14 | 1 | 0 |
| 17. | Laboratory Content in the Curriculum | 48 | 34 | 17 | 0 | 1 |
| 18. | Adequacy of the Skill Based Courses in the Curriculum | 46 | 38 | 15 | 1 | 0 |
| 19. | Adequacy of the Add-On Courses in the Curriculum | 51 | 32 | 17 | 0 | 0 |



EMPLOYER FEEDBACK ON CURRICULUM – FEEDBACK ANALYSIS REPORT





FACULTY FEEDBACK ON CURRICULUM – FEEDBACK ANALYSIS REPORT

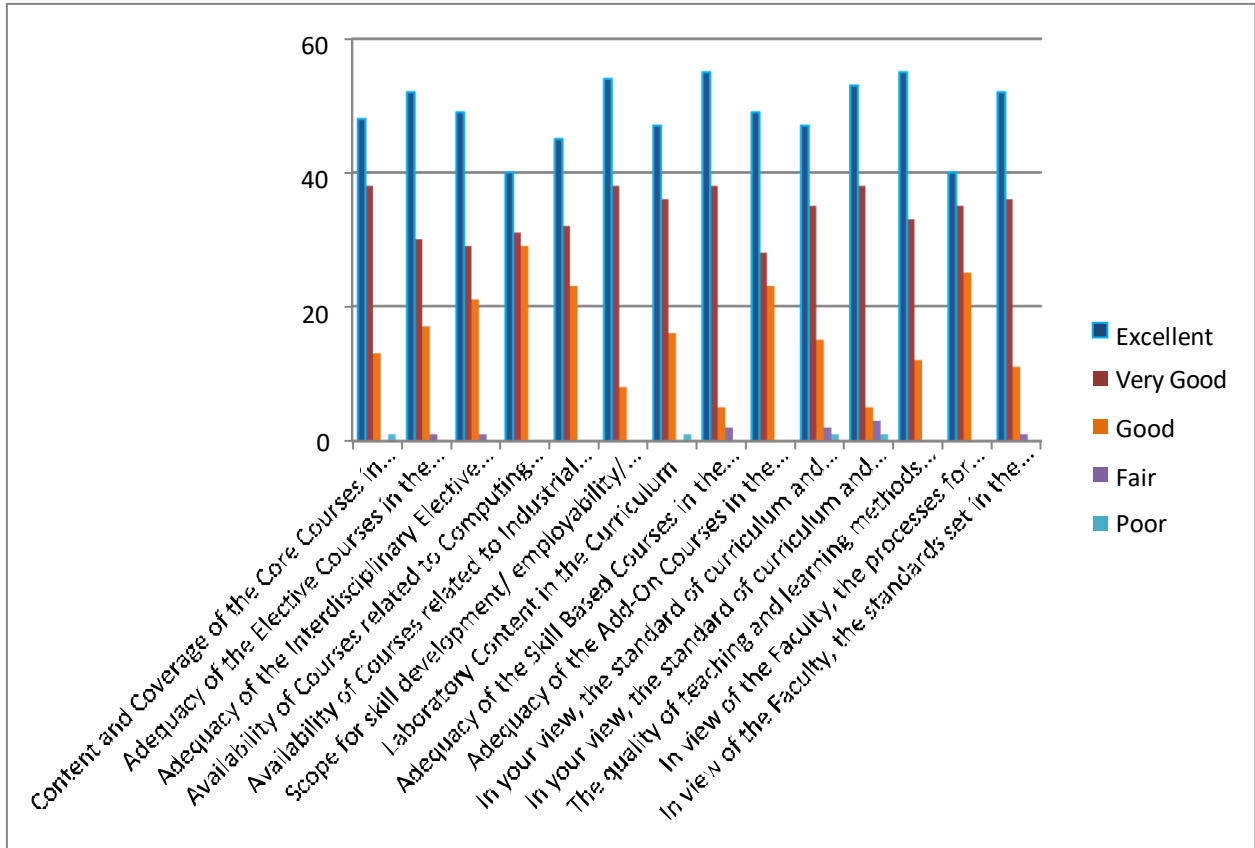
| S.NO | Question's | Excellent | Very Good | Good | Fair | Poor |
|------|---|-----------|-----------|------|------|------|
| 1. | Content and Coverage of the Core Courses in the Curriculum | 52 | 33 | 15 | 0 | 0 |
| 2. | Adequacy of the Elective Courses in the Curriculum | 45 | 37 | 16 | 2 | 0 |
| 3. | Adequacy of the Interdisciplinary Elective Courses in the Curriculum | 54 | 36 | 9 | 0 | 1 |
| 4. | Availability of Courses related to Computing and Communication skills in the Curriculum | 44 | 34 | 22 | 0 | 0 |
| 5. | Availability of Courses related to Industrial planning and managerial skills in the Curriculum | 49 | 39 | 10 | 1 | 1 |
| 6. | Scope for skill development/ employability/ entrepreneurship in the Courses offered. | 58 | 31 | 9 | 1 | 1 |
| 7. | Laboratory Content in the Curriculum | 47 | 34 | 16 | 2 | 1 |
| 8. | Adequacy of the Skill Based Courses in the Curriculum | 47 | 36 | 17 | 0 | 0 |
| 9. | Adequacy of the Add-On Courses in the Curriculum | 47 | 31 | 19 | 1 | 2 |
| 10. | In your view, the standard of curriculum and syllabi of UG level academic programmes offered in your department in comparison with similar programmes offered by other Institutions | 54 | 32 | 13 | 1 | 0 |



| | | | | | | |
|-----|---|----|----|----|---|---|
| 11. | In your view, the standard of curriculum and syllabi of PG level academic programmes offered in your department in comparison with similar programmes offered by other Institutions | 55 | 32 | 11 | 0 | 2 |
| 12. | The quality of teaching and learning methods adopted by the department for various level academic programmes are at par with the specified standards | 54 | 32 | 13 | 1 | 0 |
| 13. | In view of the Faculty, the processes for assessments, examinations and determination of awards are sound and fairly conducted | 57 | 31 | 8 | 3 | 1 |
| 14. | In view of the Faculty, the standards set in the University for the awards are appropriate for the respective programmes at various levels in the discipline concerned | 50 | 34 | 13 | 2 | 1 |




FACULTY FEEDBACK ON CURRICULUM – FEEDBACK ANALYSIS REPORT



SUMMARY OF STUDENT FEEDBACK * 2018 – 2019

| S. No | Attributes | Excellent | very good | good | Average |
|-------|---|-----------|-----------|------|---------|
| 1 | How do you rate the sequence of the Courses that you have studied are in sequence to what you have studied in the previous semester? | 13 | 18 | 19 | 0 |
| 2 | How do you rate the syllabus of the courses that you have studied in relation of the competencies expected out of the course? | 9 | 15 | 21 | 5 |
| 3 | How do you rate the relevance of the units in syllabus relevant to the course? | 17 | 18 | 15 | 0 |
| 4 | How do you rate the sequence of the units in the course? | 11 | 20 | 19 | 0 |
| 5 | How do you rate the allocation of the credits to the courses? | 17 | 15 | 12 | 6 |
| 6 | How do you rate the distribution of the contact hours among the course components (L-T-P)? | 11 | 19 | 20 | 0 |
| 7 | How do you rate the offering of the electives in terms of their relevance to the specialization streams? | 14 | 18 | 16 | 2 |
| 8 | How do you rate the electives offered in relation to the Technological advancements? | 14 | 23 | 13 | 0 |
| 9 | How do you rate the relevance of the Text Books and reference books by their International recognition to the courses? | 20 | 16 | 14 | 0 |
| 10 | Rate the Size of syllabus in terms of the load on the student | 10 | 21 | 19 | 0 |
| 11 | Rate the courses in terms of extra learning or self learning considering the design of the courses | 6 | 15 | 29 | 0 |
| 12 | Rate the courses in terms of sequence of offering considering whether the preceding courses have been covered | 15 | 14 | 16 | 5 |
| 13 | How do you Rate the loading of the courses in a semester | 6 | 29 | 11 | 4 |
| 14 | How do you Rate the evaluation scheme designed for each of the course | 6 | 14 | 30 | 0 |
| 15 | How do you rate the objectives stated for each of the course | 16 | 14 | 12 | 8 |
| 16 | How do you rate competencies expected out of the course | 20 | 16 | 14 | 0 |
| 17 | How do you rate the composition of the courses in terms of Basic science, Engineering science, Humanities, Discipline core, discipline elective, open elective, project etc., | 9 | 18 | 20 | 3 |
| 18 | How do you rate the percentage of courses having LAB components | 21 | 15 | 9 | 5 |
| 19 | How do you rate the domain used for designing the experiments for the LAB components | 15 | 29 | 6 | 0 |
| 20 | how do you rate the experiments in relation to the real life applications | 17 | 24 | 6 | 0 |

***50 numbers of Students took part in this study**



 DEAN
 School of Agriculture
 Annamalai Ramalingam Institute of
 Science & Technology (PRIST)
 (Institution Deemed to be University)
 U/S 3 of the UGC Act, 1956
 THANJAVUR - 612 002, TAMIL NADU

Percentage of Students * Feedback

*50 numbers of **Students** took part in this study

| S. No | Attributes | Excellent(%) | very good(%) | Good(%) | Ave. (%) |
|-------|---|--------------|--------------|---------|----------|
| 1 | How do you rate the sequence of the Courses that you have studied are in sequence to what you have studied in the previous semester? | 26 | 36 | 38 | 0 |
| 2 | How do you rate the syllabus of the courses that you have studied in relation to the competencies expected out of the course? | 18 | 30 | 42 | 10 |
| 3 | How do you rate the relevance of the units in syllabus relevant to the course? | 34 | 36 | 30 | 0 |
| 4 | How do you rate the sequence of the units in the course? | 22 | 40 | 38 | 0 |
| 5 | How do you rate the allocation of the credits to the courses? | 34 | 30 | 24 | 12 |
| 6 | How do you rate the distribution of the contact hours among the course components (L-T-P)? | 22 | 38 | 40 | 0 |
| 7 | How do you rate the offering of the electives in terms of their relevance to the specialization streams? | 28 | 36 | 32 | 4 |
| 8 | How do you rate the electives offered in relation to the Technological advancements? | 28 | 46 | 26 | 0 |
| 9 | How do you rate the relevance of the Text Books and reference books by their International recognition to the courses? | 40 | 32 | 28 | 0 |
| 10 | Rate the Size of syllabus in terms of the load on the student | 20 | 42 | 38 | 0 |
| 11 | Rate the courses in terms of extra learning or self learning considering the design of the courses | 12 | 30 | 58 | 0 |
| 12 | Rate the courses in terms of sequence of offering considering whether the preceding courses have been covered | 30 | 28 | 32 | 10 |
| 13 | How do you Rate the loading of the courses in a semester | 12 | 58 | 22 | 8 |
| 14 | How do you Rate the evaluation scheme designed for each of the course | 12 | 28 | 60 | 0 |
| 15 | How do you rate the objectives stated for each of the course | 32 | 28 | 24 | 16 |
| 16 | How do you rate competencies expected out of the course | 40 | 32 | 28 | 0 |
| 17 | How do you rate the composition of the courses in terms of Basic science, Engineering science, Humanities, Discipline core, discipline elective, open elective, project etc., | 18 | 36 | 40 | 6 |
| 18 | How do you rate the percentage of courses having LAB components | 42 | 30 | 18 | 10 |
| 19 | How do you rate the domain used for designing the experiments for the LAB components | 30 | 58 | 12 | 0 |
| 20 | how do you rate the experiments in relation to the real life applications | 34% | 30% | 24% | 12% |

Students Feedback 2018-2019



DEAN
 School of Agriculture
 Annamalai University
 Annamalai University
 (Institution Deemed to be University)
 U/S 3 of the UGC Act, 1956
 ANNAMALAI UNIVERSITY, ANNAMALAI, TAMIL NADU


Signature

SUMMARY OF PARENT FEEDBACK * 2018 - 2019

| S. No | Attributes | Excellent | Very Good | Good | Average | Poor |
|-------|---|-----------|-----------|------|---------|------|
| 1 | How do you rate the program that your ward is undergoing in terms of the load of the courses in different semesters? | 2 | 15 | 8 | 0 | 0 |
| 2 | How do you rate the availability of the Text and reference books in Market? | 0 | 15 | 5 | 5 | 0 |
| 3 | How do you rate the quality and relevance of the courses included into the semester? | 2 | 4 | 15 | 4 | 0 |
| 4 | How do you rate the treatment of the students by the faculty irrespective of the background of the student that includes Gender, Cast, Community creed etc. in teaching and evaluation? | 0 | 12 | 8 | 4 | 1 |
| 5 | How do you rate ambience of the university for effective delivery of the academic programs? | 0 | 7 | 11 | 4 | 3 |
| 6 | How do you rate the courses in terms of their relevance to the latest technologies of future technologies? | 0 | 3 | 15 | 5 | 2 |
| 7 | How do you rate the programs based on the comfort of your ward in coping with the workload? | 0 | 8 | 7 | 9 | 1 |
| 8 | How do you rate the quality of teaching in the university? | 0 | 6 | 17 | 2 | 0 |
| 9 | How do you rate the outcomes that your ward has achieved from the courses? | 0 | 14 | 7 | 3 | 1 |
| 10 | How do you rate the transparency of the evaluation system in the University? | 0 | 6 | 14 | 3 | 2 |

***25 numbers of parents took part in this study**





 DEAN
 School of Agriculture
 Ponnaiyah Ramajayam Institute of
 Science & Technology (PRIST)
 (Institution Deemed to be University)
 U/s 3 of the UGC Act, 1956
 THANJAVUR - 613 403, TAMIL NADU

Parents feedback analysis report 2018 - 2019
Percentage of Parent * Feedback

| S. No | Attributes | Excellent (%) | Very Good (%) | Good (%) | Average (%) | Poor (%) |
|-------|---|---------------|---------------|----------|-------------|----------|
| 1 | How do you rate the program that your ward is undergoing in terms of the load of the courses in different semesters? | 8 | 60 | 32 | 0 | 0 |
| 2 | How do you rate the availability of the Text and reference books in Market? | 0 | 60 | 20 | 20 | 0 |
| 3 | How do you rate the quality and relevance of the courses included into the semester? | 8 | 16 | 60 | 16 | 0 |
| 4 | How do you rate the treatment of the students by the faculty irrespective of the background of the student that includes Gender, Cast, Community creed etc. in teaching and evaluation? | 0 | 48 | 32 | 16 | 4 |
| 5 | How do you rate ambience of the university for effective delivery of the academic programs? | 0 | 28 | 44 | 16 | 12 |
| 6 | How do you rate the courses in terms of their relevance to the latest technologies of future technologies? | 0 | 12 | 60 | 20 | 8 |
| 7 | How do you rate the programs based on the comfort of your ward in coping with the workload? | 0 | 32 | 28 | 36 | 4 |
| 8 | How do you rate the quality of teaching in the university? | 0 | 24 | 68 | 8 | 0 |
| 9 | How do you rate the outcomes that your ward has achieved from the courses? | 0 | 56 | 28 | 12 | 4 |
| 10 | How do you rate the transparency of the evaluation system in the University? | 0 | 24 | 56 | 12 | 8 |


***25 numbers of parents took part in this study**

Parent feedback 2018 - 2019

70

60

Opinion of Respondents in %



| Question | Strongly Agree | Agree | Neutral | Disagree | Strongly Disagree |
|---|----------------|-------|---------|----------|-------------------|
| How do you rate the program that your ward is undergoing in terms of the load of the courses in different semesters? | 8 | 60 | 32 | 0 | 0 |
| How do you rate the availability of the Text and reference books in Market? | 0 | 60 | 20 | 20 | 0 |
| How do you rate the quality and relevance of the courses included into the semester? | 8 | 16 | 60 | 16 | 0 |
| How do you rate the treatment of the students by the faculty irrespective of the background of the student that includes Gender, Cast, Community creed etc. in teaching and evaluation? | 0 | 48 | 32 | 16 | 4 |
| How do you rate ambience of the university for effective delivery of the academic programs? | 0 | 28 | 44 | 16 | 12 |
| How do you rate the relevance to the latest technologies of future technologies? | 0 | 12 | 60 | 20 | 8 |
| How do you rate the programs based on the comfort of your ward in coping with the workload? | 0 | 32 | 28 | 36 | 4 |
| How do you rate the quality of teaching in the university? | 0 | 24 | 68 | 8 | 0 |
| How do you rate the outcomes that has achieved from the courses? | 0 | 56 | 28 | 12 | 0 |
| How do you rate the transparency of the evaluation system in the University? | 0 | 24 | 56 | 12 | 8 |

Signature
 School of Agriculture
 Punnaiyan Ramajayam Institute of
 Science & Technology (RAIST)
 (Institution Deemed to be University)
 U/s 3 of the UGC Act, 1956
 THANJAVUR - 613 403, TAMIL NADU

So Far

SUMMARY OF FACULTY FEEDBACK * 2018 – 2019

| S. No | Attributes | Strongly Agree | Agree | Neutral | Disagree | Strongly Disagree |
|-------|--|----------------|-------|---------|----------|-------------------|
| 1 | Syllabus is suitable to the course and need based. | 15 | 2 | 1 | 0 | 0 |
| 2 | The course/syllabus has good balance between theory and practical. | 4 | 10 | 4 | 0 | 0 |
| 3 | The learning objectives are clear and appropriate to the programme. | 12 | 6 | 2 | 0 | 0 |
| 4 | The system followed by the university for the design and development of curriculum is effective. | 11 | 4 | 3 | 0 | 0 |
| 5 | The curriculum has the potential in developing the habit of self-learning among the students | 5 | 12 | 1 | 0 | 0 |
| 6 | The curriculum has focus on skill development. | 8 | 5 | 5 | 0 | 0 |
| 7 | The books prescribed/listed as reference materials are relevant, updated and appropriate. | 15 | 3 | 0 | 0 | 0 |
| 8 | The curriculum has been updated from time to time. | 11 | 5 | 2 | 0 | 0 |
| 9 | Is the subject / its syllabus interesting for majority of students? | 10 | 5 | 3 | 0 | 0 |
| 10 | Does the syllabus cover modern & advanced topics? | 14 | 2 | 2 | 0 | 0 |

***18 numbers of faculty took part in this study**

Handwritten signature

Handwritten signature

School of Agriculture
 Ponnaiyah Ramajayam Institute of
 Science & Technology (PRIST)
 (Institution Deemed to be University)
 U/s 3 of the UGC Act 1956
 THANJAVUR - 613 403, TAMIL NADU

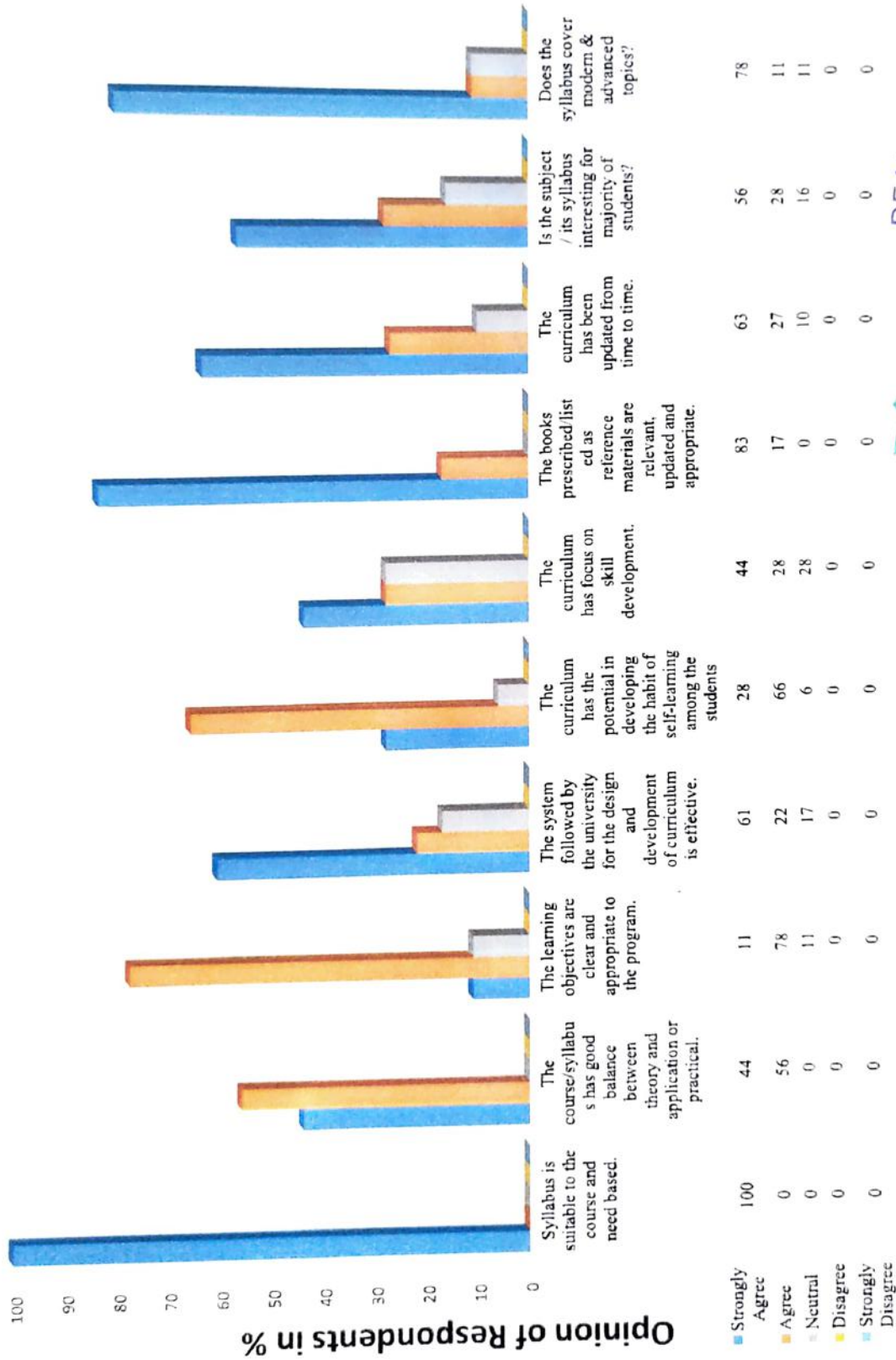
Faculty feedback analysis report 2018 - 2019

Percentage of Faculty * Feedback

| S. No | Attributes | Strongly Agree(%) | Agree(%) | Neutral(%) | Disagree(%) | Strongly Disagree |
|-------|--|-------------------|----------|------------|-------------|-------------------|
| 1 | Syllabus is suitable to the course and need based. | 100 | 0 | 0 | 0 | 0 |
| 2 | The course/syllabus has good balance between theory and application or practical. | 44 | 56 | 0 | 0 | 0 |
| 3 | The learning objectives are clear and appropriate to the program. | 11 | 78 | 11 | 0 | 0 |
| 4 | The system followed by the university for the design and development of curriculum is effective. | 61 | 22 | 17 | 0 | 0 |
| 5 | The curriculum has the potential in developing the habit of self-learning among the students | 28 | 66 | 6 | 0 | 0 |
| 6 | The curriculum has focus on skill development. | 44 | 28 | 28 | 0 | 0 |
| 7 | The books prescribed/listed as reference materials are relevant, updated and appropriate. | 83 | 17 | 0 | 0 | 0 |
| 8 | The curriculum has been updated from time to time. | 63 | 27 | 10 | 0 | 0 |
| 9 | Is the subject / its syllabus interesting for majority of students? | 56 | 28 | 16 | 0 | 0 |
| 10 | Does the syllabus cover modern & advanced topics? | 78 | 11 | 11 | 0 | 0 |

*18 numbers of faculty took part in this study

STAFF FEEDBACK 2018-19



Handwritten signature

DEAN
 School of Agriculture
 Punnaiyan Ramajayam Institute of
 Science & Technology (PRIST)
 (Institution Deemed to be University)
 U/s 3 of the UGC Act, 1956
 THANJAVUR - 613 403, TAMIL NADU

Handwritten signature

SUMMARY OF EMPLOYERS FEEDBACK * 2018 - 2019

| S. No | Attributes | Excellent | Very good | Good | Average | Poor |
|-------|---|-----------|-----------|------|---------|------|
| 1 | How do you rate relevance of the courses in relation to the program? | 2 | 6 | 2 | 1 | 1 |
| 2 | How do you rate the sufficiency of the courses related to industry that are included in the program?. | 2 | 5 | 4 | 1 | 0 |
| 3 | How do you rate the competencies in relation to the course content? | 2 | 4 | 5 | 1 | 0 |
| 4 | How do you rate the sequence of the units in the syllabus? | 1 | 5 | 4 | 1 | 0 |
| 5 | How do you rate the relevance of the topics to the industry? | 1 | 5 | 3 | 1 | 0 |
| 6 | Rate the offering of the in relation to the specialization streams? | 1 | 5 | 5 | 1 | 0 |
| 7 | How do you rate the offering of the electives in relation to the technological advancements? | 1 | 4 | 5 | 1 | 0 |
| 8 | How do you rate the courses which are skills related suiting to the industry included into the programs? | 1 | 4 | 5 | 1 | 0 |
| 9 | How do you rate the applicability of the domains and the tools used for designing the experiments in terms of existing practices in the Industry? | 0 | 7 | 4 | 1 | 0 |
| 10 | How do you rate the experiments in terms of their relevance to the real life application? | 2 | 4 | 4 | 2 | 0 |

***12 numbers of employers took part in this study**




DEAN
 School of Agriculture
 Pottuvayal Ramajayan Institute of
 Science & Technology (PRIST)
 (Institution Deemed to be University)
 U/s 3 of the UGC Act, 1956
 THANJAVUR - 613 403, TAMIL NADU

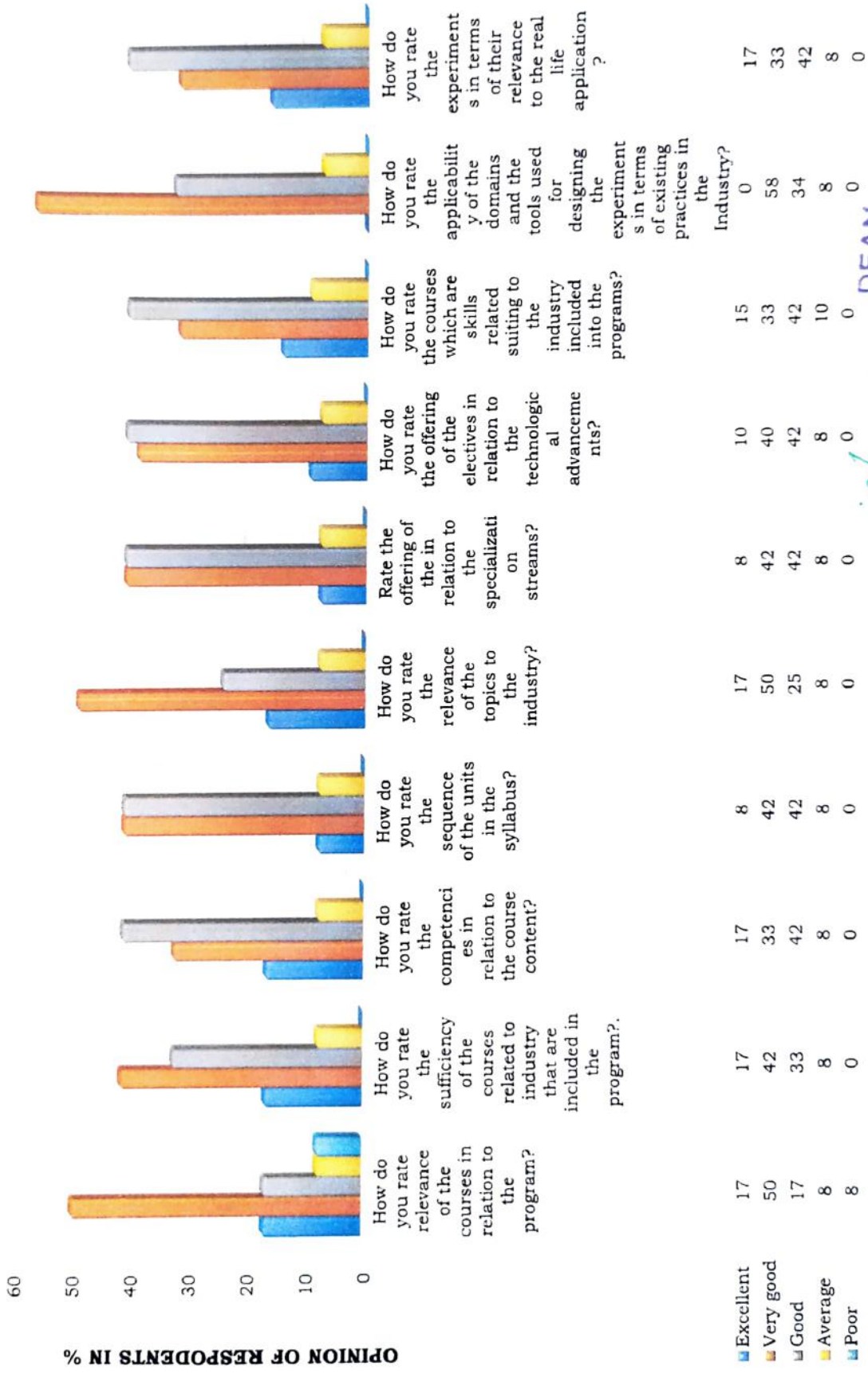
Employers' feedback analysis report 2018 - 2019


Percentage of Employers * Feedback

| S. No | Attributes | Excellent | Very good | Good | Average | Poor |
|-------|---|-----------|-----------|------|---------|------|
| 1 | How do you rate relevance of the courses in relation to the program? | 17% | 50% | 17% | 8% | 8% |
| 2 | How do you rate the sufficiency of the courses related to industry that are included in the program?. | 17% | 42% | 33% | 8% | 0 |
| 3 | How do you rate the competencies in relation to the course content? | 17% | 33% | 42% | 8% | 0 |
| 4 | How do you rate the sequence of the units in the syllabus? | 8% | 42% | 42% | 8% | 0 |
| 5 | How do you rate the relevance of the topics to the industry? | 17% | 50% | 25% | 8% | 0 |
| 6 | Rate the offering of the in relation to the specialization streams? | 8% | 42% | 42% | 8% | 0 |
| 7 | How do you rate the offering of the electives in relation to the technological advancements? | 10% | 40% | 42% | 8% | 0 |
| 8 | How do you rate the courses which are skills related suiting to the industry included into the programs? | 15% | 33% | 42% | 10% | 0 |
| 9 | How do you rate the applicability of the domains and the tools used for designing the experiments in terms of existing practices in the Industry? | 0 | 58% | 34% | 8% | 0 |
| 10 | How do you rate the experiments in terms of their relevance to the real life application? | 17% | 33% | 42% | 8% | 0 |

*12 numbers of employees took part in this study

EMPLOYERS FEEDBACK 2018 - 2019





DEAN
 School of Agriculture
 Ponnaiyan Ramajayam Institute of
 Science & Technology (PRIET)
 Institution Deemed to be University
 U/s 3 of the UGC Act, 1956
 THANJAVUR - 613 403, TAMIL NADU

SUMMARY OF STUDENT FEEDBACK * 2018 – 2019

| S. No | Attributes | Excellent | very good | good | Average |
|-------|---|-----------|-----------|------|---------|
| 1 | How do you rate the sequence of the Courses that you have studied are in sequence to what you have studied in the previous semester? | 13 | 18 | 19 | 0 |
| 2 | How do you rate the syllabus of the courses that you have studied in relation of the competencies expected out of the course? | 9 | 15 | 21 | 5 |
| 3 | How do you rate the relevance of the units in syllabus relevant to the course? | 17 | 18 | 15 | 0 |
| 4 | How do you rate the sequence of the units in the course? | 11 | 20 | 19 | 0 |
| 5 | How do you rate the allocation of the credits to the courses? | 17 | 15 | 12 | 6 |
| 6 | How do you rate the distribution of the contact hours among the course components (L-T-P)? | 11 | 19 | 20 | 0 |
| 7 | How do you rate the offering of the electives in terms of their relevance to the specialization streams? | 14 | 18 | 16 | 2 |
| 8 | How do you rate the electives offered in relation to the Technological advancements? | 14 | 23 | 13 | 0 |
| 9 | How do you rate the relevance of the Text Books and reference books by their International recognition to the courses? | 20 | 16 | 14 | 0 |
| 10 | Rate the Size of syllabus in terms of the load on the student | 10 | 21 | 19 | 0 |
| 11 | Rate the courses in terms of extra learning or self learning considering the design of the courses | 6 | 15 | 29 | 0 |
| 12 | Rate the courses in terms of sequence of offering considering whether the preceding courses have been covered | 15 | 14 | 16 | 5 |
| 13 | How do you Rate the loading of the courses in a semester | 6 | 29 | 11 | 4 |
| 14 | How do you Rate the evaluation scheme designed for each of the course | 6 | 14 | 30 | 0 |
| 15 | How do you rate the objectives stated for each of the course | 16 | 14 | 12 | 8 |
| 16 | How do you rate competencies expected out of the course | 20 | 16 | 14 | 0 |
| 17 | How do you rate the composition of the courses in terms of Basic science, Engineering science, Humanities, Discipline core, discipline elective, open elective, project etc., | 9 | 18 | 20 | 3 |
| 18 | How do you rate the percentage of courses having LAB components | 21 | 15 | 9 | 5 |
| 19 | How do you rate the domain used for designing the experiments for the LAB components | 15 | 29 | 6 | 0 |
| 20 | how do you rate the experiments in relation to the real life applications | 17 | 24 | 6 | 0 |

***50 numbers of Students took part in this study**


 DEAN
 School of Agriculture
 Annamalai Ramalingam Institute of
 Science & Technology (PRIST)
 (Institution Deemed to be University)
 U/S 3 of the UGC Act, 1956
 THANJAVUR - 612 002, TAMIL NADU

Percentage of Students * Feedback

*50 numbers of **Students** took part in this study

| S. No | Attributes | Excellent(%) | very good(%) | Good(%) | Ave. (%) |
|-------|---|--------------|--------------|---------|----------|
| 1 | How do you rate the sequence of the Courses that you have studied are in sequence to what you have studied in the previous semester? | 26 | 36 | 38 | 0 |
| 2 | How do you rate the syllabus of the courses that you have studied in relation to the competencies expected out of the course? | 18 | 30 | 42 | 10 |
| 3 | How do you rate the relevance of the units in syllabus relevant to the course? | 34 | 36 | 30 | 0 |
| 4 | How do you rate the sequence of the units in the course? | 22 | 40 | 38 | 0 |
| 5 | How do you rate the allocation of the credits to the courses? | 34 | 30 | 24 | 12 |
| 6 | How do you rate the distribution of the contact hours among the course components (L-T-P)? | 22 | 38 | 40 | 0 |
| 7 | How do you rate the offering of the electives in terms of their relevance to the specialization streams? | 28 | 36 | 32 | 4 |
| 8 | How do you rate the electives offered in relation to the Technological advancements? | 28 | 46 | 26 | 0 |
| 9 | How do you rate the relevance of the Text Books and reference books by their International recognition to the courses? | 40 | 32 | 28 | 0 |
| 10 | Rate the Size of syllabus in terms of the load on the student | 20 | 42 | 38 | 0 |
| 11 | Rate the courses in terms of extra learning or self learning considering the design of the courses | 12 | 30 | 58 | 0 |
| 12 | Rate the courses in terms of sequence of offering considering whether the preceding courses have been covered | 30 | 28 | 32 | 10 |
| 13 | How do you Rate the loading of the courses in a semester | 12 | 58 | 22 | 8 |
| 14 | How do you Rate the evaluation scheme designed for each of the course | 12 | 28 | 60 | 0 |
| 15 | How do you rate the objectives stated for each of the course | 32 | 28 | 24 | 16 |
| 16 | How do you rate competencies expected out of the course | 40 | 32 | 28 | 0 |
| 17 | How do you rate the composition of the courses in terms of Basic science, Engineering science, Humanities, Discipline core, discipline elective, open elective, project etc., | 18 | 36 | 40 | 6 |
| 18 | How do you rate the percentage of courses having LAB components | 42 | 30 | 18 | 10 |
| 19 | How do you rate the domain used for designing the experiments for the LAB components | 30 | 58 | 12 | 0 |
| 20 | how do you rate the experiments in relation to the real life applications | 34% | 30% | 24% | 12% |

Students Feedback 2018-2019



SCHOOL OF AGRICULTURE
 Annamalai University Institute of
 Science & Technology (PRIST)
 (Institution Deemed to be University)
 U/S/3 of the UGC Act, 1956
 CHANAYANUR - 613 403, TAMIL NADU
Dr. S. Jeyapriya
DEAN


Dr. S. Jeyapriya

SUMMARY OF PARENT FEEDBACK * 2018 - 2019

| S. No | Attributes | Excellent | Very Good | Good | Average | Poor |
|-------|---|-----------|-----------|------|---------|------|
| 1 | How do you rate the program that your ward is undergoing in terms of the load of the courses in different semesters? | 2 | 15 | 8 | 0 | 0 |
| 2 | How do you rate the availability of the Text and reference books in Market? | 0 | 15 | 5 | 5 | 0 |
| 3 | How do you rate the quality and relevance of the courses included into the semester? | 2 | 4 | 15 | 4 | 0 |
| 4 | How do you rate the treatment of the students by the faculty irrespective of the background of the student that includes Gender, Cast, Community creed etc. in teaching and evaluation? | 0 | 12 | 8 | 4 | 1 |
| 5 | How do you rate ambience of the university for effective delivery of the academic programs? | 0 | 7 | 11 | 4 | 3 |
| 6 | How do you rate the courses in terms of their relevance to the latest technologies of future technologies? | 0 | 3 | 15 | 5 | 2 |
| 7 | How do you rate the programs based on the comfort of your ward in coping with the workload? | 0 | 8 | 7 | 9 | 1 |
| 8 | How do you rate the quality of teaching in the university? | 0 | 6 | 17 | 2 | 0 |
| 9 | How do you rate the outcomes that your ward has achieved from the courses? | 0 | 14 | 7 | 3 | 1 |
| 10 | How do you rate the transparency of the evaluation system in the University? | 0 | 6 | 14 | 3 | 2 |

***25 numbers of parents took part in this study**





 DEAN
 School of Agriculture
 Pottaiyah Ramajayam Institute of
 Science & Technology (PRIST)
 (Institution Deemed to be University)
 U/s 3 of the UGC Act, 1956
 THANJAVUR - 613 403, TAMIL NADU

**Parents feedback analysis report 2018 - 2019
Percentage of Parent * Feedback**

| S. No | Attributes | Excellent (%) | Very Good (%) | Good (%) | Average (%) | Poor (%) |
|-------|---|---------------|---------------|----------|-------------|----------|
| 1 | How do you rate the program that your ward is undergoing in terms of the load of the courses in different semesters? | 8 | 60 | 32 | 0 | 0 |
| 2 | How do you rate the availability of the Text and reference books in Market? | 0 | 60 | 20 | 20 | 0 |
| 3 | How do you rate the quality and relevance of the courses included into the semester? | 8 | 16 | 60 | 16 | 0 |
| 4 | How do you rate the treatment of the students by the faculty irrespective of the background of the student that includes Gender, Cast, Community creed etc. in teaching and evaluation? | 0 | 48 | 32 | 16 | 4 |
| 5 | How do you rate ambience of the university for effective delivery of the academic programs? | 0 | 28 | 44 | 16 | 12 |
| 6 | How do you rate the courses in terms of their relevance to the latest technologies of future technologies? | 0 | 12 | 60 | 20 | 8 |
| 7 | How do you rate the programs based on the comfort of your ward in coping with the workload? | 0 | 32 | 28 | 36 | 4 |
| 8 | How do you rate the quality of teaching in the university? | 0 | 24 | 68 | 8 | 0 |
| 9 | How do you rate the outcomes that your ward has achieved from the courses? | 0 | 56 | 28 | 12 | 4 |
| 10 | How do you rate the transparency of the evaluation system in the University? | 0 | 24 | 56 | 12 | 8 |


***25 numbers of parents took part in this study**

Parent feedback 2018 - 2019

70

60

Opinion of Respondents in %



| Question | Strongly Agree | Agree | Neutral | Disagree | Strongly Disagree |
|---|----------------|-------|---------|----------|-------------------|
| How do you rate the program that your ward is undergoing in terms of the load of the courses in different semesters? | 8 | 60 | 32 | 0 | 0 |
| How do you rate the availability of the Text and reference books in Market? | 0 | 60 | 20 | 20 | 0 |
| How do you rate the quality and relevance of the courses included into the semester? | 8 | 16 | 60 | 16 | 0 |
| How do you rate the treatment of the students by the faculty irrespective of the background of the student that includes Gender, Cast, Community creed etc. in teaching and evaluation? | 0 | 48 | 32 | 16 | 4 |
| How do you rate ambience of the university for effective delivery of the academic programs? | 0 | 28 | 44 | 16 | 12 |
| How do you rate the relevance to the latest technologies of future technologies? | 0 | 12 | 60 | 20 | 8 |
| How do you rate the programs based on the comfort of your ward in coping with the workload? | 0 | 32 | 28 | 36 | 4 |
| How do you rate the quality of teaching in the university? | 0 | 24 | 68 | 8 | 0 |
| How do you rate the outcomes that has achieved from the courses? | 0 | 56 | 28 | 12 | 0 |
| How do you rate the transparency of the evaluation system in the University? | 0 | 24 | 56 | 12 | 8 |

Srinivas
 School of Agriculture
 Punnaiyan Ramajayam Institute of
 Science & Technology (RAIST)
 (Institution Deemed to be University)
 U/s 3 of the UGC Act, 1956
 THANJAVUR - 613 403, TAMIL NADU

So Far

SUMMARY OF FACULTY FEEDBACK * 2018 – 2019

| S. No | Attributes | Strongly Agree | Agree | Neutral | Disagree | Strongly Disagree |
|-------|--|----------------|-------|---------|----------|-------------------|
| 1 | Syllabus is suitable to the course and need based. | 15 | 2 | 1 | 0 | 0 |
| 2 | The course/syllabus has good balance between theory and practical. | 4 | 10 | 4 | 0 | 0 |
| 3 | The learning objectives are clear and appropriate to the programme. | 12 | 6 | 2 | 0 | 0 |
| 4 | The system followed by the university for the design and development of curriculum is effective. | 11 | 4 | 3 | 0 | 0 |
| 5 | The curriculum has the potential in developing the habit of self-learning among the students | 5 | 12 | 1 | 0 | 0 |
| 6 | The curriculum has focus on skill development. | 8 | 5 | 5 | 0 | 0 |
| 7 | The books prescribed/listed as reference materials are relevant, updated and appropriate. | 15 | 3 | 0 | 0 | 0 |
| 8 | The curriculum has been updated from time to time. | 11 | 5 | 2 | 0 | 0 |
| 9 | Is the subject / its syllabus interesting for majority of students? | 10 | 5 | 3 | 0 | 0 |
| 10 | Does the syllabus cover modern & advanced topics? | 14 | 2 | 2 | 0 | 0 |

***18 numbers of faculty took part in this study**

Handwritten signature in green ink

Handwritten signature in blue ink

School of Agriculture
 Ponnaiyah Ramajayam Institute of
 Science & Technology (PRIST)
 (Institution Deemed to be University)
 U/s 3 of the UGC Act 1956
 THANJAVUR - 613 403, TAMIL NADU

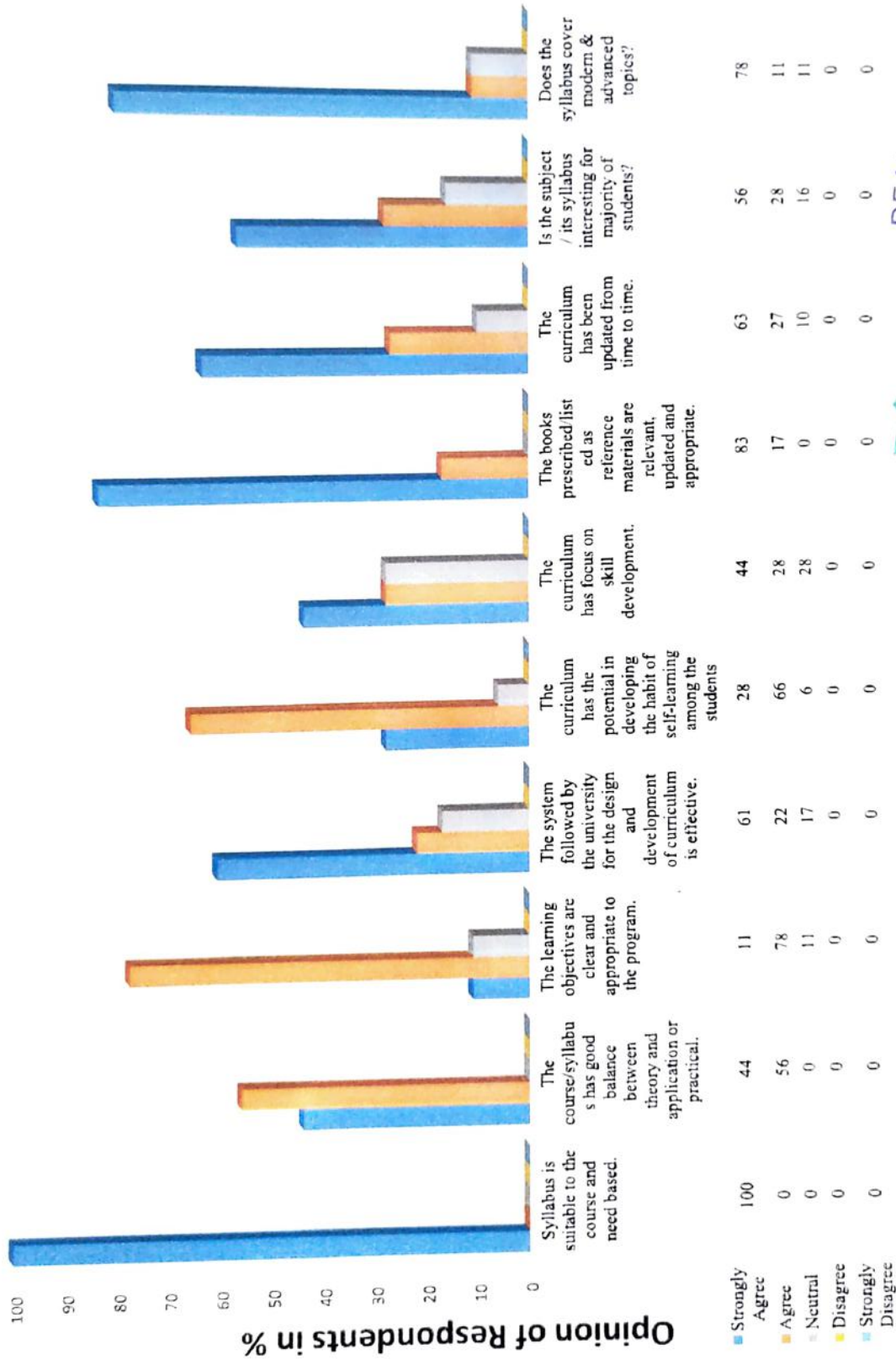
Faculty feedback analysis report 2018 - 2019

Percentage of Faculty * Feedback

| S. No | Attributes | Strongly Agree(%) | Agree(%) | Neutral(%) | Disagree(%) | Strongly Disagree |
|-------|--|-------------------|----------|------------|-------------|-------------------|
| 1 | Syllabus is suitable to the course and need based. | 100 | 0 | 0 | 0 | 0 |
| 2 | The course/syllabus has good balance between theory and application or practical. | 44 | 56 | 0 | 0 | 0 |
| 3 | The learning objectives are clear and appropriate to the program. | 11 | 78 | 11 | 0 | 0 |
| 4 | The system followed by the university for the design and development of curriculum is effective. | 61 | 22 | 17 | 0 | 0 |
| 5 | The curriculum has the potential in developing the habit of self-learning among the students | 28 | 66 | 6 | 0 | 0 |
| 6 | The curriculum has focus on skill development. | 44 | 28 | 28 | 0 | 0 |
| 7 | The books prescribed/listed as reference materials are relevant, updated and appropriate. | 83 | 17 | 0 | 0 | 0 |
| 8 | The curriculum has been updated from time to time. | 63 | 27 | 10 | 0 | 0 |
| 9 | Is the subject / its syllabus interesting for majority of students? | 56 | 28 | 16 | 0 | 0 |
| 10 | Does the syllabus cover modern & advanced topics? | 78 | 11 | 11 | 0 | 0 |

*18 numbers of faculty took part in this study

STAFF FEEDBACK 2018-19



DEAN
 School of Agriculture
 Punjayan Ramajayam Institute of
 Science & Technology (PRIST)
 (Institution Deemed to be University)
 U/s 3 of the UGC Act, 1956
 THANJAVUR - 613 403, TAMIL NADU

[Handwritten Signature]

[Handwritten Signature]

SUMMARY OF EMPLOYERS FEEDBACK * 2018 - 2019

| S. No | Attributes | Excellent | Very good | Good | Average | Poor |
|-------|---|-----------|-----------|------|---------|------|
| 1 | How do you rate relevance of the courses in relation to the program? | 2 | 6 | 2 | 1 | 1 |
| 2 | How do you rate the sufficiency of the courses related to industry that are included in the program?. | 2 | 5 | 4 | 1 | 0 |
| 3 | How do you rate the competencies in relation to the course content? | 2 | 4 | 5 | 1 | 0 |
| 4 | How do you rate the sequence of the units in the syllabus? | 1 | 5 | 4 | 1 | 0 |
| 5 | How do you rate the relevance of the topics to the industry? | 1 | 5 | 3 | 1 | 0 |
| 6 | Rate the offering of the in relation to the specialization streams? | 1 | 5 | 5 | 1 | 0 |
| 7 | How do you rate the offering of the electives in relation to the technological advancements? | 1 | 4 | 5 | 1 | 0 |
| 8 | How do you rate the courses which are skills related suiting to the industry included into the programs? | 1 | 4 | 5 | 1 | 0 |
| 9 | How do you rate the applicability of the domains and the tools used for designing the experiments in terms of existing practices in the Industry? | 0 | 7 | 4 | 1 | 0 |
| 10 | How do you rate the experiments in terms of their relevance to the real life application? | 2 | 4 | 4 | 2 | 0 |

***12 numbers of employers took part in this study**




DEAN
 School of Agriculture
 Pottuvayal Ramajayan Institute of
 Science & Technology (PRIST)
 (Institution Deemed to be University)
 U/s 3 of the UGC Act, 1956
 HANJAVUR - 613 403, TAMIL NADU

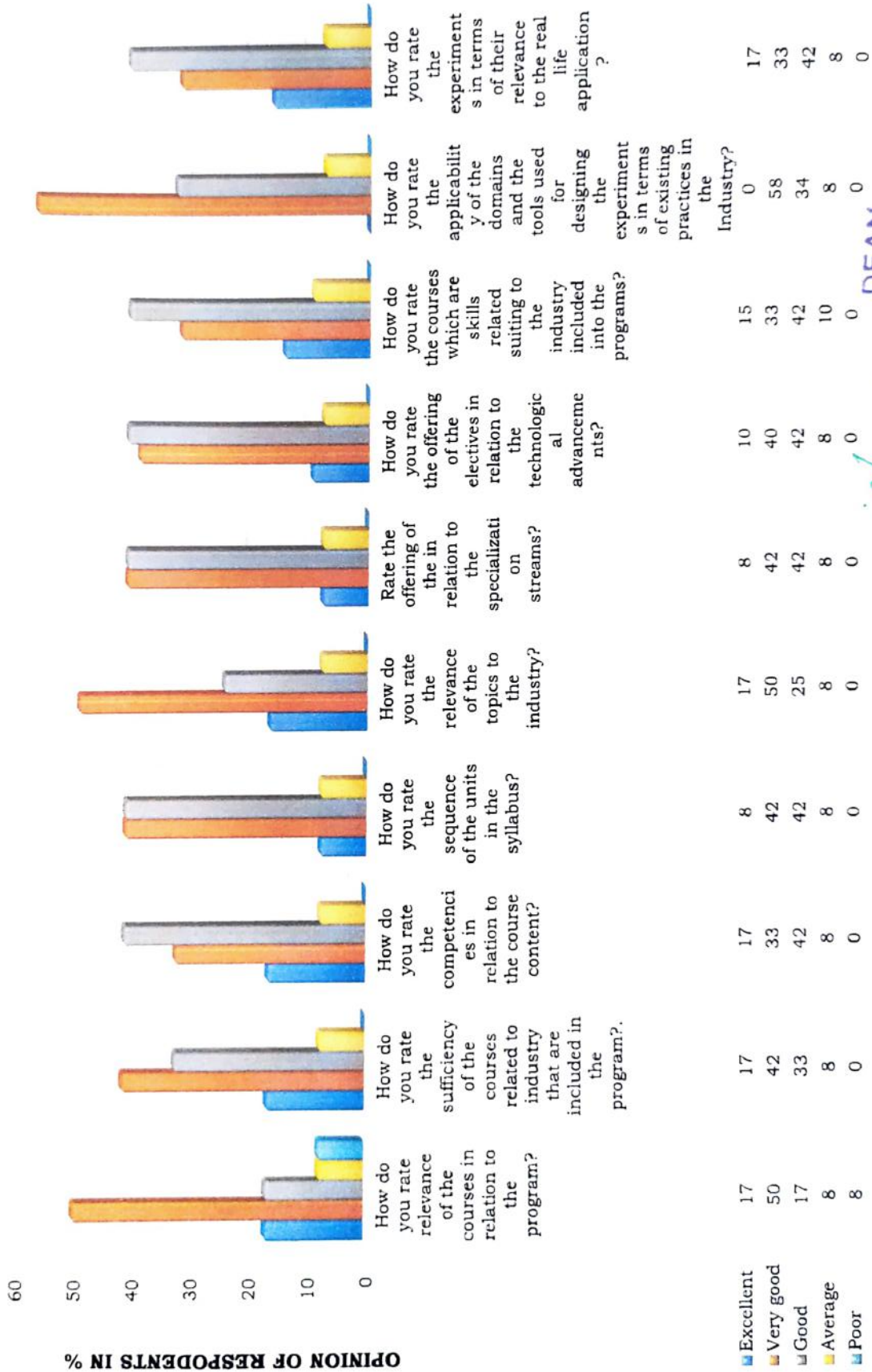
Employers' feedback analysis report 2018 - 2019

Percentage of Employers * Feedback

| S. No | Attributes | Excellent | Very good | Good | Average | Poor |
|-------|---|-----------|-----------|------|---------|------|
| 1 | How do you rate relevance of the courses in relation to the program? | 17% | 50% | 17% | 8% | 8% |
| 2 | How do you rate the sufficiency of the courses related to industry that are included in the program?. | 17% | 42% | 33% | 8% | 0 |
| 3 | How do you rate the competencies in relation to the course content? | 17% | 33% | 42% | 8% | 0 |
| 4 | How do you rate the sequence of the units in the syllabus? | 8% | 42% | 42% | 8% | 0 |
| 5 | How do you rate the relevance of the topics to the industry? | 17% | 50% | 25% | 8% | 0 |
| 6 | Rate the offering of the in relation to the specialization streams? | 8% | 42% | 42% | 8% | 0 |
| 7 | How do you rate the offering of the electives in relation to the technological advancements? | 10% | 40% | 42% | 8% | 0 |
| 8 | How do you rate the courses which are skills related suiting to the industry included into the programs? | 15% | 33% | 42% | 10% | 0 |
| 9 | How do you rate the applicability of the domains and the tools used for designing the experiments in terms of existing practices in the Industry? | 0 | 58% | 34% | 8% | 0 |
| 10 | How do you rate the experiments in terms of their relevance to the real life application? | 17% | 33% | 42% | 8% | 0 |

*12 numbers of employees took part in this study

EMPLOYERS FEEDBACK 2018 - 2019



Dean
DEAN
 School of Agriculture
 Ponnaiyan Ramajayam Institute of
 Science & Technology (PRIET)
 Institution Deemed to be University
 U/s 3 of the UGC Act, 1956
 THANJAVUR - 613 403, TAMIL NADU

Summary of the Students Feedback on Curriculum

| S.no | Parameter | High | Moderate | Poor | Total |
|------|--|------|----------|------|-------|
| 1 | How do you rate the sequence of the Courses that you have studied are in sequence to what you have studied in the previous semester? | 220 | 49 | 1 | 270 |
| 2 | How do you rate the syllabus of the courses that you have studied in relation to the competencies expected out of the course? | 225 | 43 | 2 | 270 |
| 3 | How do you rate the relevance of the units in Syllabus relevant to the course? | 220 | 47 | 3 | 270 |
| 4 | How do you rate the sequence of the units in the course? | 219 | 48 | 3 | 270 |
| 5 | How do you rate the allocation of the credits to the courses? | 240 | 28 | 2 | 270 |
| 6 | How do you rate the distribution of the contact hours among the course components (L-T-P)? | 238 | 30 | 2 | 270 |
| 7 | How do you rate the offering of the electives in terms of their relevance to the specialization streams? | 221 | 47 | 2 | 270 |
| 8 | How do you rate the electives offered in relation to the Technological advancements? | 240 | 28 | 2 | 270 |
| 9. | How do you rate the relevance of the Text Books and reference books by their International recognition to the Courses? | 220 | 49 | 1 | 270 |
| 10. | Rate the Size of syllabus in terms of the load on the student | 225 | 43 | 2 | 270 |
| 11. | Rate the courses in terms of extra learning or self learning considering the design of the courses | 220 | 47 | 3 | 270 |
| 12. | Rate the courses in terms of sequence of offering considering whether the preceding courses have been covered. | 219 | 48 | 3 | 270 |
| 13. | How do you Rate the loading of the courses in a semester? | 240 | 28 | 2 | 270 |
| 14. | How do you Rate the evaluation scheme designed for each of the course? | 238 | 30 | 2 | 270 |
| 15. | How do you rate the objectives stated for each of the course? | 221 | 47 | 2 | 270 |
| 16. | How do you rate competencies expected out of the course? | 240 | 28 | 2 | 270 |
| 17. | How do you rate the composition of the courses in terms of Basic science, Engineering science, Humanities, Discipline core, discipline elective, open elective, project etc.,? | 219 | 48 | 3 | 270 |
| 18. | How do you rate the percentage of courses having LAB components? | 238 | 30 | 2 | 270 |
| 19. | How do you rate the domain used for designing the experiments for the LAB components? | 221 | 47 | 2 | 270 |
| 20. | How do you rate the experiments in relation to their life Applications? | 240 | 28 | 2 | 270 |

Total Responses: 270

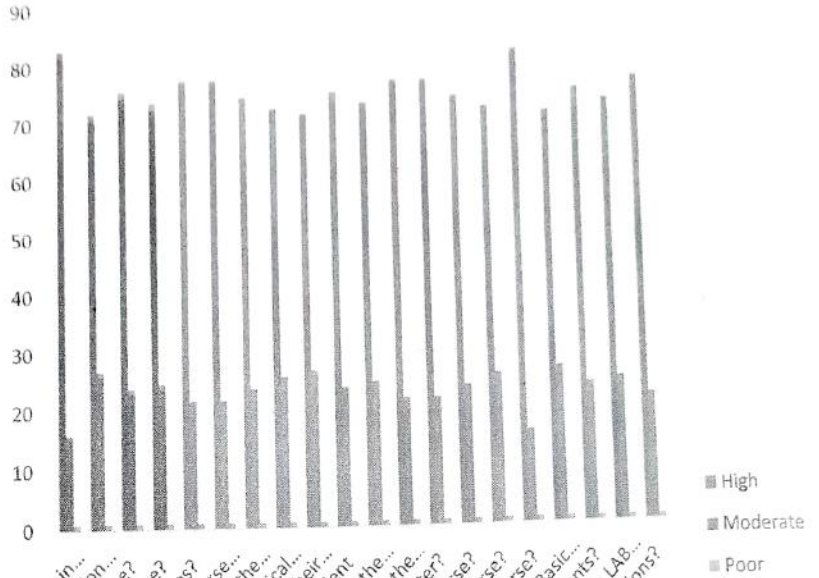


Students Feedback on Curriculum(Percentage)

| S.no | Parameter | High | Moderate | Poor | Total |
|------|--|------|----------|------|-------|
| 1 | How do you rate the sequence of the Courses that you have studied are in sequence to what you have studied in the previous semester? | 83 | 16 | 1 | 100 |
| 2 | How do you rate the syllabus of the courses that you have studied in relation to the competencies expected out of the course? | 72 | 27 | 1 | 100 |
| 3 | How do you rate the relevance of the units in Syllabus relevant to the course? | 76 | 24 | 1 | 100 |
| 4 | How do you rate the sequence of the units in the course? | 74 | 25 | 1 | 100 |
| 5 | How do you rate the allocation of the credits to the courses? | 78 | 22 | 1 | 100 |
| 6 | How do you rate the distribution of the contact hours among the course components (L-T-P)? | 78 | 22 | 1 | 100 |
| 7 | How do you rate the offering of the electives in terms of their relevance to the specialization streams? | 75 | 24 | 1 | 100 |
| 8 | How do you rate the electives offered in relation to the Technological advancements? | 73 | 26 | 1 | 100 |
| 9 | How do you rate the relevance of the Text Books and reference books by their International recognition to the Courses? | 72 | 27 | 1 | 100 |
| 10. | Rate the Size of syllabus in terms of the load on the student | 76 | 24 | 1 | 100 |
| 11. | Rate the courses in terms of extra learning or self learning considering the design of the courses | 74 | 25 | 1 | 100 |
| 12. | Rate the courses in terms of sequence of offering considering whether the preceding courses have been covered. | 78 | 22 | 1 | 100 |
| 13. | How do you Rate the loading of the courses in a semester? | 78 | 22 | 1 | 100 |
| 14. | How do you Rate the evaluation scheme designed for each of the course? | 75 | 24 | 1 | 100 |
| 15. | How do you rate the objectives stated for each of the course? | 73 | 26 | 1 | 100 |
| 16. | How do you rate competencies expected out of the course? | 83 | 16 | 1 | 100 |
| 17. | How do you rate the composition of the courses in terms of Basic science, Engineering Humanities, Discipline science, core, discipline elective, open elective, project etc.,? | 72 | 27 | 1 | 100 |
| 18. | How do you rate the percentage of courses having LAB components? | 76 | 24 | 1 | 100 |
| 19. | How do you rate the domain used for designing the experiments for the LAB components? | 74 | 25 | 1 | 100 |
| 20. | How do you rate the experiments in relation to their real life Applications? | 78 | 22 | 1 | 100 |

Analysis of the Students Feedback on Curriculum

Student Feedback



SS

Principal, Government College University
Thanjavur - 613 403, Tamilnadu.


SS


Dean of Arts & Science
PGGS Government College University
Thanjavur - 613 403, Tamilnadu.

Summary of the Alumni Feedback on Curriculum

| S.no | Parameter | Excellent | Good | Fair | Poor | Total |
|------|--|-----------|------|------|------|-------|
| 1 | How do you rate relevance of the courses in relation to the program? | 94 | 10 | 0 | 0 | 104 |
| 2 | How do you rate the sequence of the courses included into the program? | 84 | 20 | 0 | 0 | 104 |
| 3 | How do you rate the competencies in relation to the course content? | 90 | 14 | 0 | 0 | 104 |
| 4 | How do you rate the sequence of the topics in the units? | 85 | 18 | 1 | 0 | 104 |
| 5 | Rate the offering of the in relation to the specialization streams? | 90 | 14 | 0 | 0 | 104 |
| 6 | How do you rate the offering of the electives in relation to the technological advancements? | 92 | 12 | 0 | 0 | 104 |
| 7 | How do you rate the courses which are skills related suiting to the industry included into the programs? | 88 | 16 | 0 | 0 | 104 |
| 8 | How do you rate the domain used for designing the experiments in terms of the suitability of the Tools | 90 | 13 | 1 | 0 | 104 |
| 9 | How do you rate the experiments in terms of their relevance to the real life application? | 84 | 20 | 0 | 0 | 104 |
| 10 | How do you rate the courses that you have learnt in relation to your current Job | 88 | 16 | 0 | 0 | 104 |

Total Responses: 104


 PRIST Deemed to be University
 Thanjavur - 613 403, Tamilnadu.


 Dean of Arts & Science
 PRIST Deemed to be University
 Thanjavur - 613 403, Tamilnadu.

Alumni Feedback on Curriculum(Percentage)

| S.no | Parameter | Excellent | Good | Fair | Poor | Total |
|------|--|-----------|------|------|------|-------|
| 1 | How do you rate relevance of the courses in relation to the program? | 90 | 10 | 0 | 0 | 100 |
| 2 | How do you rate the sequence of the courses included into the program? | 80 | 20 | 0 | 0 | 100 |
| 3 | How do you rate the competencies in relation to the course content? | 87 | 13 | 0 | 0 | 100 |
| 4 | How do you rate the sequence of the topics in the units? | 84 | 16 | 0 | 0 | 100 |
| 5 | Rate the offering of the in relation to the specialization streams? | 87 | 13 | 0 | 0 | 100 |
| 6 | How do you rate the offering of the electives in relation to the technological advancements? | 87 | 13 | 0 | 0 | 100 |
| 7 | How do you rate the courses which are skills related suiting to the industry included into the programs? | 85 | 15 | 0 | 0 | 100 |
| 8 | How do you rate the domain used for designing the experiments in terms of the suitability of the Tools | 81 | 19 | 0 | 0 | 100 |
| 9 | How do you rate the experiments in terms of their relevance to the real life application? | 87 | 13 | 0 | 0 | 100 |
| 10 | How do you rate the courses that you have learnt in relation to your current Job | 81 | 19 | 0 | 0 | 100 |



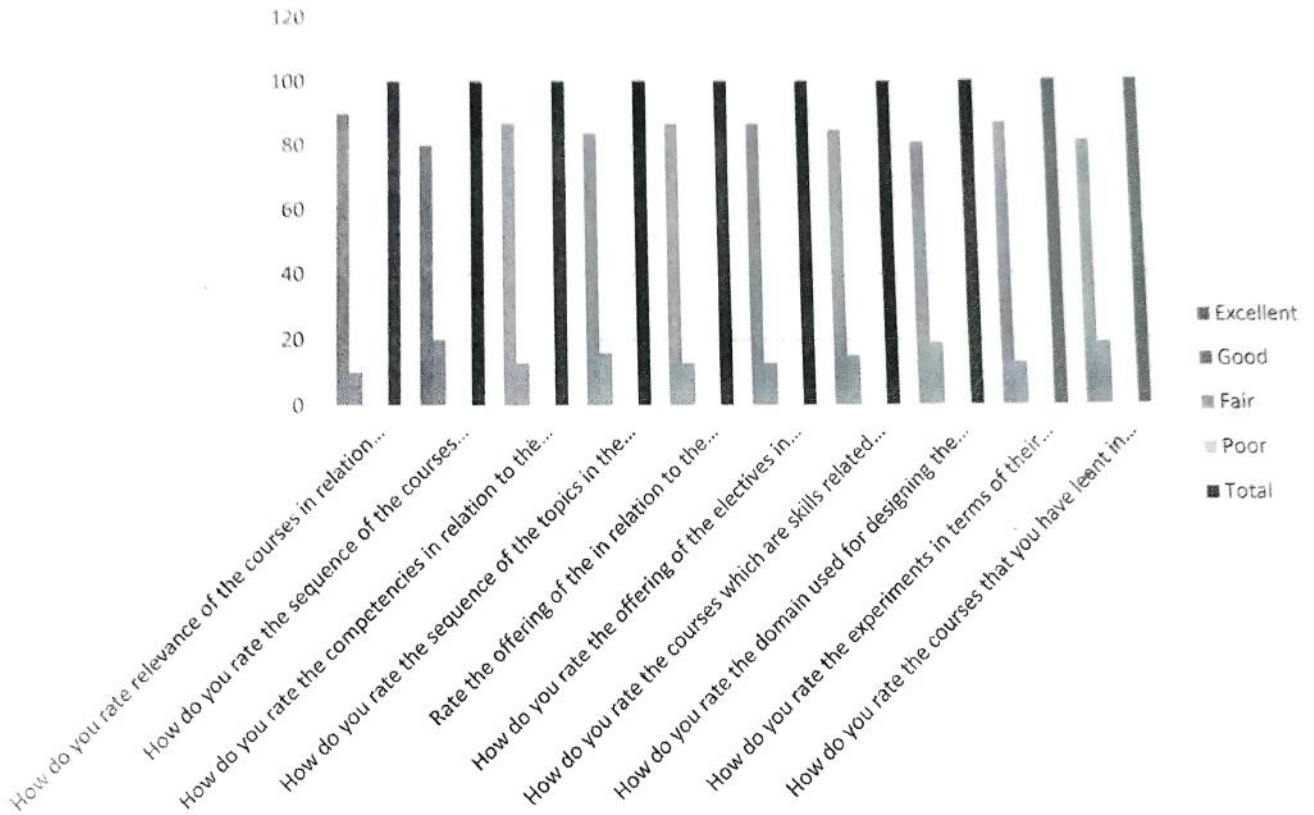
PRIST Deemed to be University
Thanjavur - 613 403, Tamilnadu.



Deah of Arts & Science
PRIST Deemed to be University
Thanjavur - 613 403, Tamilnadu.

Analysis of the Alumni Feedback on Curriculum

Alumni Feedback



SS

PRIST Deemed to be University
Thanjavur - 613 403, Tamilnadu.

SS

Dean of Arts & Science
PRIST Deemed to be University
Thanjavur - 613 403, Tamilnadu.

Summary of the Parents Feedback on Curriculum

| S.no | Parameter | Excellent | Good | Fair | Poor | Total |
|------|--|-----------|------|------|------|-------|
| 1 | How do you rate the program that your ward is undergoing in terms of the load of the courses in different semesters? | 20 | 109 | 0 | 0 | 129 |
| 2 | How do you rate the availability of the Text and Reference books in the Market? | 59 | 68 | 2 | 0 | 129 |
| 3 | How do you rate the quality of the courses included into this semester? | 52 | 76 | 1 | 0 | 129 |
| 4 | How do you rate the teaching techniques adopted by teachers? | 51 | 77 | 1 | 0 | 129 |
| 5 | How do you rate the ambience of the university for effective delivery of the academic programs? | 48 | 81 | 0 | 0 | 129 |
| 6 | How do you rate the courses in terms of their relevance to the emerging technologies? | 55 | 72 | 2 | 0 | 129 |
| 7 | How do you rate the programs based on the comfort of your ward in coping with the workload? | 36 | 90 | 3 | 0 | 129 |
| 8 | How do you rate the level of motivation of your ward while undergoing the programme? | 48 | 80 | 1 | 0 | 129 |
| 9 | How do you rate the transparency of the internal evaluation system? | 43 | 81 | 5 | 0 | 129 |

Total Responses: 129



PRIST Deemed to be University
Thanjavur - 613 403, Tamilnadu.



Dean of Arts & Science
PRIST Deemed to be University
Thanjavur - 613 403, Tamilnadu.

Parents Feedback on Curriculum(Percentage)

| S.no | Parameter | Excellent | Good | Fair | Poor | Total |
|------|--|-----------|------|------|------|-------|
| 1 | How do you rate the program that your ward is undergoing in terms of the load of the courses in different semesters? | 16 | 84 | 0 | 0 | 100 |
| 2 | How do you rate the availability of the Text and Reference books in the Market? | 46 | 53 | 1 | 0 | 100 |
| 3 | How do you rate the quality of the courses included into this semester? | 41 | 58 | 1 | 0 | 100 |
| 4 | How do you rate the teaching techniques adopted by teachers? | 40 | 60 | 0 | 0 | 100 |
| 5 | How do you rate the ambience of the university for effective delivery of the academic programs? | 36 | 64 | 0 | 0 | 100 |
| 6 | How do you rate the courses in terms of their relevance to the emerging technologies? | 41 | 57 | 2 | 0 | 100 |
| 7 | How do you rate the programs based on the comfort of your ward in coping with the workload? | 28 | 70 | 2 | 0 | 100 |
| 8 | How do you rate the level of motivation of your ward while undergoing the programme? | 33 | 66 | 1 | 0 | 100 |
| 9 | How do you rate the transparency of the internal evaluation system? | 33 | 63 | 4 | 0 | 100 |

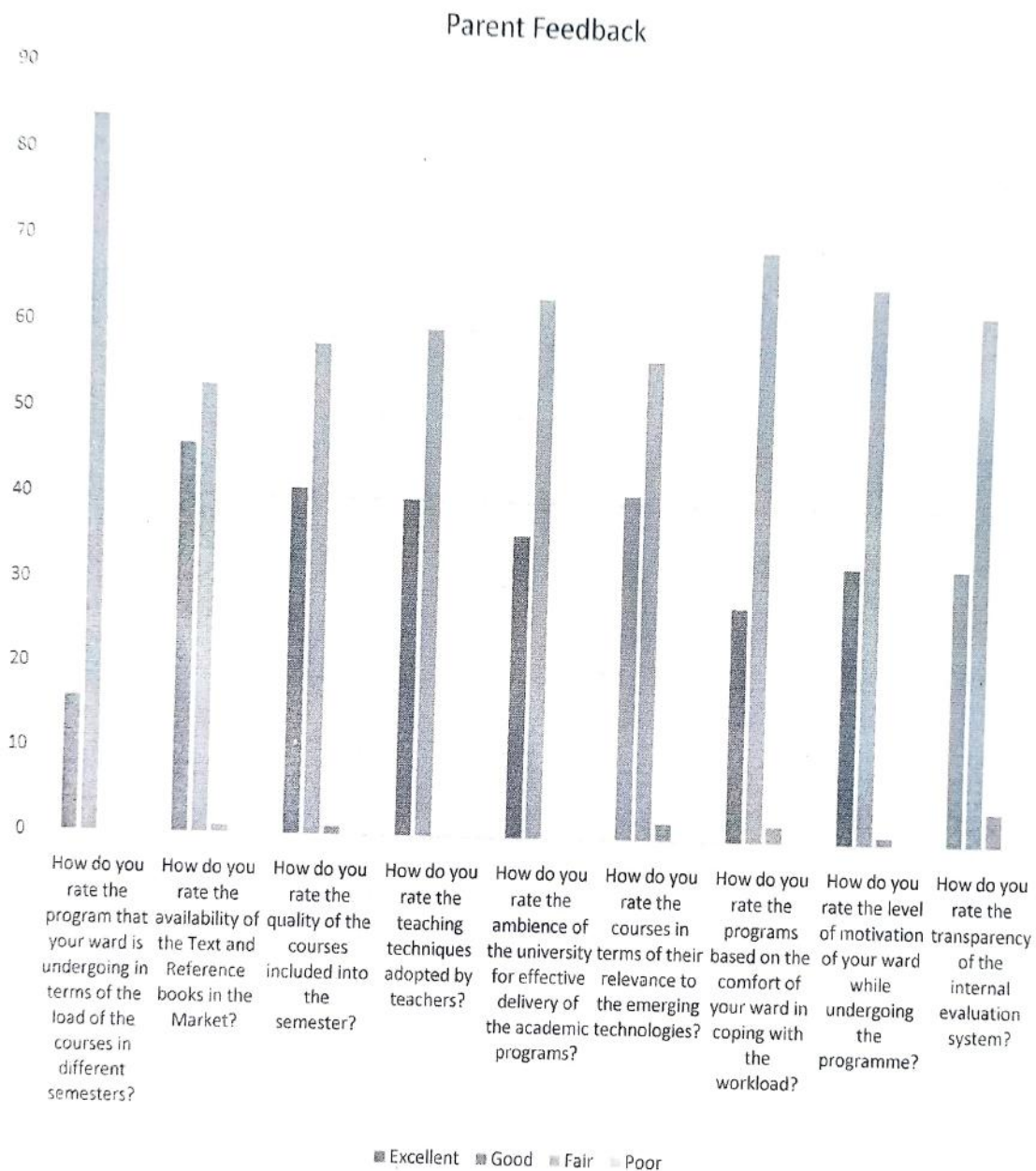
SS

PRIST Deemed to be University
Thanjavur - 613 403, Tamilnadu.

SS

Head of Arts & Science
PRIST Deemed to be University
Thanjavur - 613 403, Tamilnadu.

Analysis of the Parents Feedback on Curriculum



SS
 PRIST Deemed to be University
 Thanjavur - 613 403, Tamilnadu,

SS
 Dept of Arts & Science
 PRIST Deemed to be University
 Thanjavur - 613 403, Tamilnadu.

Summary of the Faculty Feedback on Curriculum

| S.no | Parameter | Excellent | Good | Fair | Poor | Total |
|------|--|-----------|------|------|------|-------|
| 1 | Syllabus is suitable to the course and need based. | 16 | 4 | 0 | 0 | 20 |
| 2 | The course/syllabus has good balance between theory and application or practical. | 16 | 4 | 0 | 0 | 20 |
| 3 | The learning objectives are clear and appropriate to the program. | 15 | 3 | 2 | 0 | 20 |
| 4 | The system followed by the university for the design and development of curriculum is effective. | 16 | 4 | 0 | 0 | 20 |
| 5 | The curriculum has the potential in developing the habit of self-learning among the students. | 15 | 5 | 0 | 0 | 20 |
| 6 | The curriculum has focus on skill development. | 14 | 6 | 0 | 0 | 20 |
| 7 | The books prescribed/ listed as reference materials are relevant, updated and appropriate. | 12 | 5 | 3 | 0 | 20 |
| 8 | The curriculum has been updated from time to time. | 14 | 6 | 0 | 0 | 20 |
| 9 | Is the subject/ its syllabus interesting for majority of students? | 14 | 6 | 0 | 0 | 20 |
| 10 | Does the syllabus cover modern & advanced topics? | 14 | 6 | 0 | 0 | 20 |
| 11 | Is the syllabus designed for the preparation of competitive examination? | 15 | 5 | 0 | 0 | 20 |
| 12 | Is the syllabus designed in a way to improve Employment? | 13 | 4 | 3 | 0 | 20 |

Total Responses: 20




PRIST Deemed to be University
Thanjavur - 613 403, Tamilnadu.




Dean of Arts & Science
PRIST Deemed to be University
Thanjavur - 613 403, Tamilnadu.

Faculty Feedback on Curriculum(Percentage)

| S.no | Parameter | Excellent | Good | Fair | Poor | Total |
|------|--|-----------|------|------|------|-------|
| 1 | Syllabus is suitable to the course and need based. | 80 | 20 | 0 | 0 | 100 |
| 2 | The course/syllabus has good balance between theory and application or practical. | 80 | 20 | 0 | 0 | 100 |
| 3 | The learning objectives are clear and appropriate to the program. | 75 | 15 | 10 | 0 | 100 |
| 4 | The system followed by the university for the design and development of curriculum is effective. | 80 | 20 | 0 | 0 | 100 |
| 5 | The curriculum has the potential in developing the habit of self-learning among the students. | 75 | 25 | 0 | 0 | 100 |
| 6 | The curriculum has focus on skill development. | 70 | 30 | 0 | 0 | 100 |
| 7 | The books prescribed/ listed as reference materials are relevant, updated and appropriate. | 60 | 25 | 15 | 0 | 100 |
| 8 | The curriculum has been updated from time to time. | 70 | 30 | 0 | 0 | 100 |
| 9 | Is the subject/ its syllabus interesting for a majority of students? | 70 | 30 | 0 | 0 | 100 |
| 10 | Does the syllabus cover modern & advanced topics? | 70 | 30 | 0 | 0 | 100 |
| 11 | Is the syllabus designed for the preparation of competitive examination? | 75 | 25 | 0 | 0 | 100 |
| 12 | Is the syllabus designed in a way to improve Employment? | 65 | 20 | 15 | 0 | 100 |

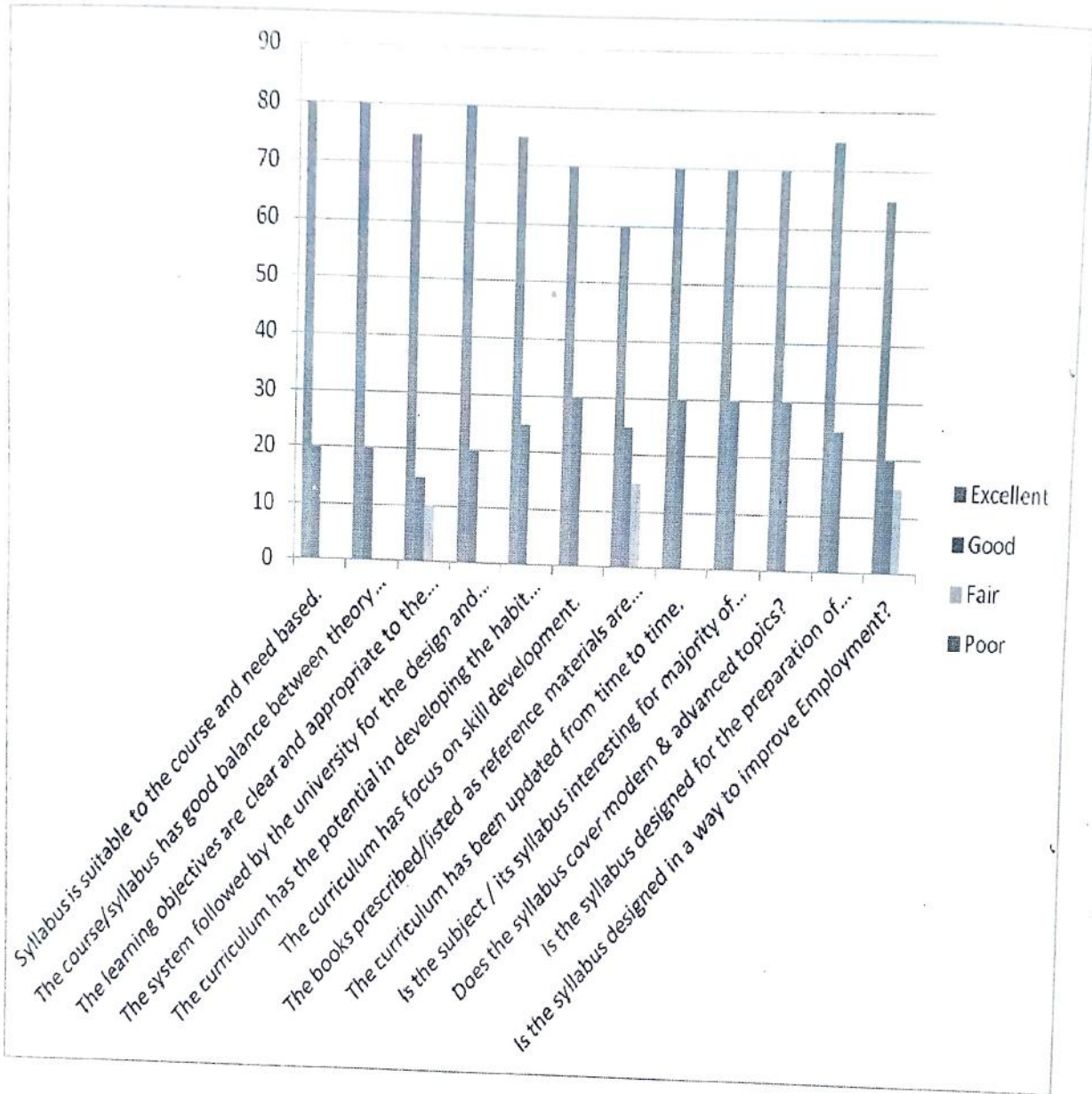


PRINCE Deemed to be University
Thanjavur - 613 403, Tamilnadu.



Dean of Arts & Science
PRINCE Deemed to be University
Thanjavur - 613 403, Tamilnadu.

Analysis of Faculty Feedback on Curriculum



SS

Head of Department
 PRRS Deemed to be University
 Thanjavur - 613 403, Tamilnadu.

SS

Head of Arts & Science
 PRRS Deemed to be University
 Thanjavur - 613 403, Tamilnadu.

Summary of the Employer Feedback on Curriculum

| S.no | Parameter | Strongly Agree | Agree | Neutral | Disagree | Total |
|------|--|----------------|-------|---------|----------|-------|
| 1 | Fundamentals of Mathematics and Science of the students. | 3 | 2 | 0 | 0 | 5 |
| 2 | Basics of computer Science | 3 | 2 | 0 | 0 | 5 |
| 3 | Algorithm Design Techniques | 1 | 4 | 0 | 0 | 5 |
| 4 | Knowledge about recent tools and their | 2 | 3 | 0 | 0 | 5 |
| 5 | Practical skills | 2 | 1 | 2 | 0 | 5 |
| 6 | Ability to grasp new ideas | 1 | 4 | 0 | 0 | 5 |
| 7 | Ability to learn new skills | 3 | 2 | 0 | 0 | 5 |
| 8 | Willingness to learn | 1 | 4 | 0 | 0 | 5 |
| 9 | Communication Skills | 3 | 2 | 0 | 0 | 5 |
| 10 | Working in a team | 2 | 3 | 0 | 0 | 5 |

Total Responses: 5



PRIST Deemed to be University
Thanjavur - 613 403, Tamilnadu.



Dean of Arts & Science
PRIST Deemed to be University
Thanjavur - 613 403, Tamilnadu.

Employer Feedback on Curriculum(Percentage)

| S.no | Parameter | Excellent | Good | Fair | Poor | Total |
|------|--|-----------|------|------|------|-------|
| 1 | Fundamentals of Mathematics and Science of the students. | 60 | 40 | 0 | 0 | 100 |
| 2 | Basics of computer Science | 20 | 80 | 0 | 0 | 100 |
| 3 | Algorithm Design Techniques | 40 | 60 | 0 | 0 | 100 |
| 4 | Knowledge about recent tools and their | 40 | 20 | 40 | 0 | 100 |
| 5 | Practical skills | 20 | 80 | 0 | 0 | 100 |
| 6 | Ability to grasp new ideas | 60 | 40 | 0 | 0 | 100 |
| 7 | Ability to learn new skills | 20 | 80 | 0 | 0 | 100 |
| 8 | Willingness to learn | 60 | 40 | 0 | 0 | 100 |
| 9 | Communication Skills | 40 | 60 | 0 | 0 | 100 |
| 10 | Working in a team | 40 | 60 | 0 | 0 | 100 |

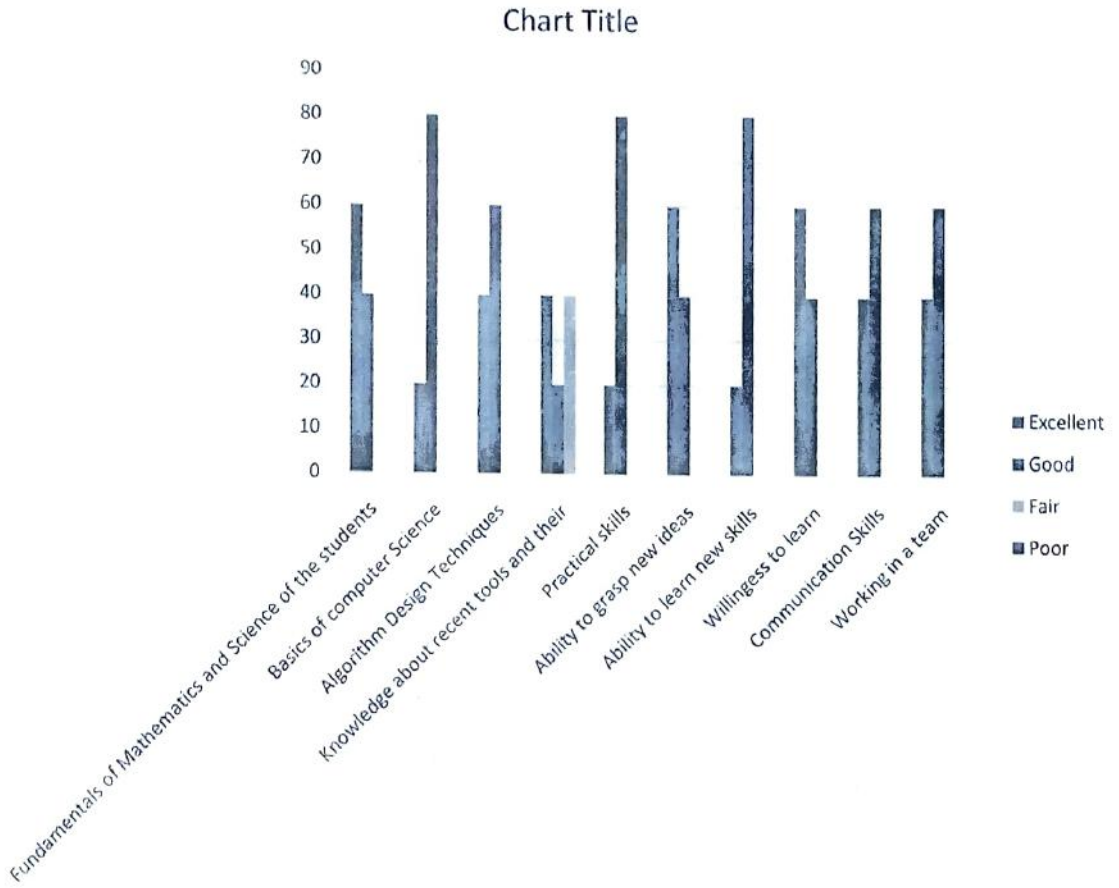


Head of Applied Science
JYEST - Jyoti's Institute of Engineering
Thanjavur - 613 403, Tamilnadu.



Head of Applied Science
JYEST - Jyoti's Institute of Engineering
Thanjavur - 613 403, Tamilnadu.

Analysis of the Employer Feedback on Curriculum



SS

PRIST Deemed to be University
Tanjavur - 613 403, Tamilnadu.

SS

Deen of Arts & Science
PRIST Deemed to be University
Tanjavur - 613 403, Tamilnadu.

DEPARTMENT OF PHYSICS
REPORT ON ALUMNI FEEDBACK – 2018-2019

| S. No | Attributes | Strongly Agree (%) | Agree (%) | Neutral (%) | Disagree (%) | Strongly Disagree (%) |
|-------|--|--------------------|-----------|-------------|--------------|-----------------------|
| 1 | Feel proud to be the student of PRIST | 52 | 25 | 18 | 4 | 1 |
| 2 | Learning useful in my career | 49 | 27 | 23 | 1 | 0 |
| 3 | Development in the Institute in recent years | 57 | 28 | 13 | 2 | 0 |
| 4 | New courses are introduced in this Institute | 53 | 31 | 15 | 1 | 0 |
| 5 | Alumni involvement in PRIST | 45 | 35 | 15 | 4 | 1 |
| 6 | Institute was intellectually stimulating | 48 | 40 | 12 | 0 | 0 |
| 7 | Courses help me to develop my ability to work | 51 | 29 | 16 | 3 | 1 |
| 8 | Course motivated to come out with my best ability | 59 | 26 | 15 | 0 | 0 |
| 9 | Teachers are involved inspired me to take me role models | 56 | 28 | 13 | 3 | 0 |
| 10 | Course provide my interest and creative thinking | 46 | 29 | 19 | 5 | 1 |
| 11 | improve written and oral communication skills | 45 | 32 | 18 | 3 | 2 |
| 12 | Course develop my problem solving skills | 50 | 35 | 13 | 1 | 1 |
| 13 | Course helped me to plan my own work | 52 | 29 | 18 | 1 | 0 |
| 14 | Active contribution to life at Institute | 51 | 31 | 17 | 1 | 0 |

Total number of responses = 50



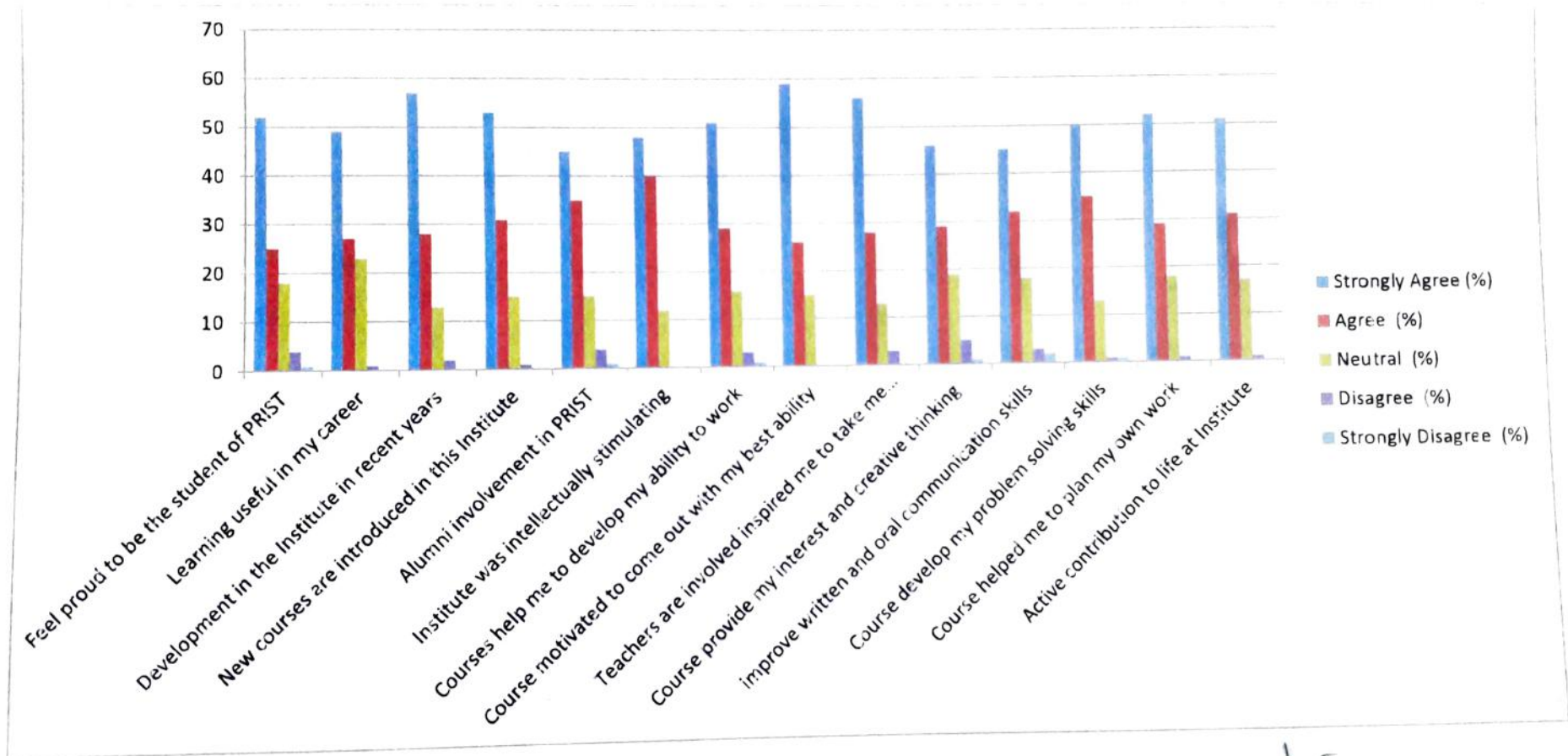
HOD



DEAN



DEPARTMENT OF PHYSICS
ANALYSIS OF ALUMNI FEEDBACK – 2018-2019



M. Sumanth
HOD

[Signature]
DEAN



DEPARTMENT OF PHYSICS
REPORT ON OUTGOING STUDENTS FEEDBACK – 2018-2019

| S. No | Attributes | Strongly Agree (%) | Agree (%) | Neutral (%) | Disagree (%) | Strongly Disagree (%) |
|-------|---|--------------------|-----------|-------------|--------------|-----------------------|
| 1 | Increase In Learning Capacity | 55 | 26 | 14 | 4 | 1 |
| 2 | Intelactually Stimulating | 54 | 25 | 17 | 2 | 2 |
| 3 | Develop Ability To Work Effeciently | 52 | 28 | 18 | 2 | 0 |
| 4 | Motivated Towards Best Ability | 56 | 24 | 16 | 2 | 2 |
| 5 | Inspiration Of The Teachers | 54 | 27 | 18 | 1 | 0 |
| 6 | Stimulation To Innovative Thinking | 49 | 31 | 15 | 3 | 2 |
| 7 | Improvement In Written And Oral Communication | 50 | 33 | 17 | 0 | 0 |
| 8 | Problem Solving And Critical Thinking Skills | 51 | 28 | 20 | 1 | 0 |
| 9 | Ability To Plan My Own Work | 52 | 27 | 18 | 2 | 1 |
| 10 | Active Contribution To My Life | 51 | 26 | 20 | 3 | 0 |

Total number of responses = 16

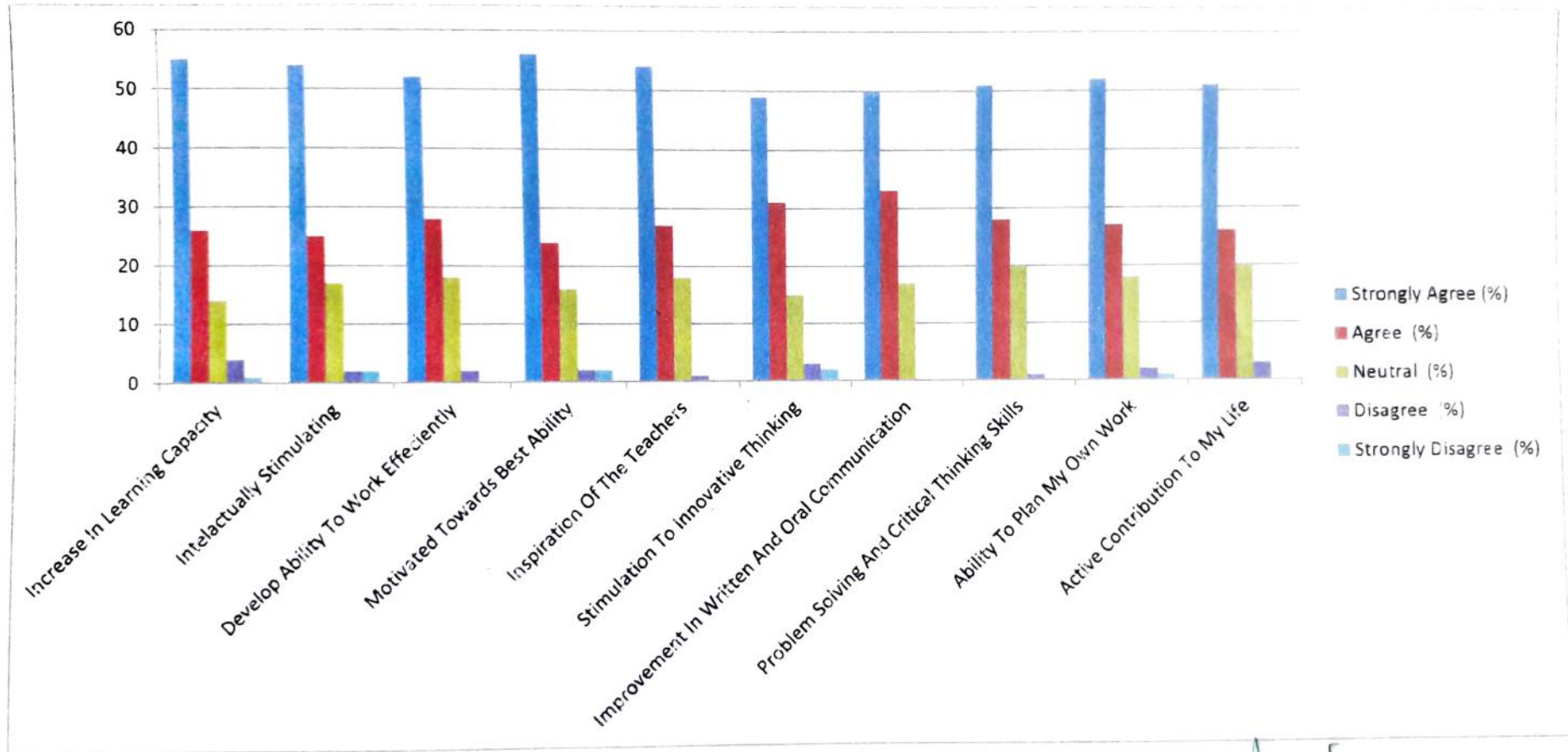
M. S. ...

HOD

[Signature]

DEAN

DEPARTMENT OF PHYSICS
ANALYSIS OF OUTGOING STUDENTS FEEDBACK – 2018-2019



Mr. Suresh

HOD

[Signature]

DEAN



DEPARTMENT OF PHYSICS
REPORT ON PARENTS FEEDBACK – 2018-2019

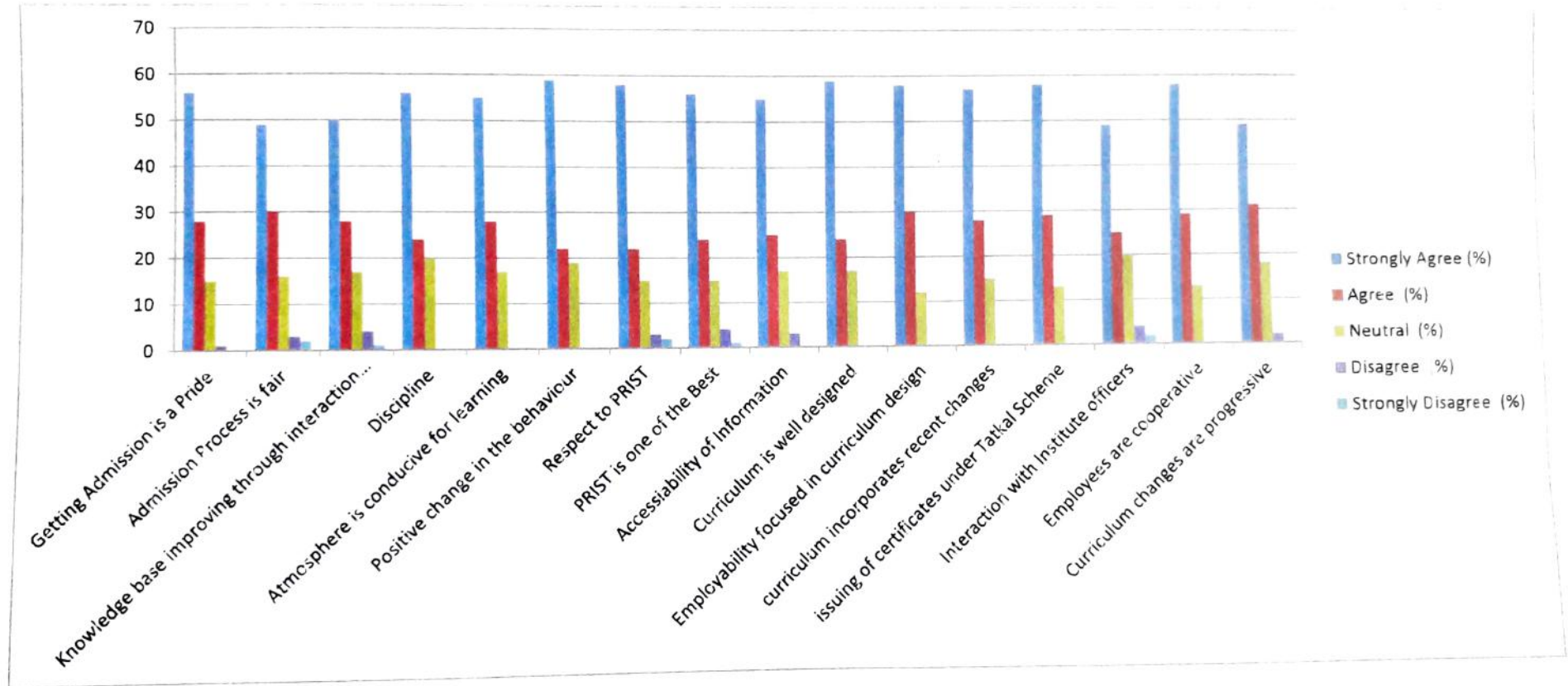
| S. No | Attributes | Strongly Agree (%) | Agree (%) | Neutral (%) | Disagree (%) | Strongly Disagree (%) |
|-------|---|--------------------|-----------|-------------|--------------|-----------------------|
| 1 | Getting Admission is a Pride | 56 | 28 | 15 | 1 | 0 |
| 2 | Admission Process is fair | 49 | 30 | 16 | 3 | 2 |
| 3 | Knowledge base improving through interaction with Faculty | 50 | 28 | 17 | 4 | 1 |
| 4 | Discipline | 56 | 24 | 20 | 0 | 0 |
| 5 | Atmosphere is conducive for learning | 55 | 28 | 17 | 0 | 0 |
| 6 | Positive change in the behaviour | 59 | 22 | 19 | 0 | 0 |
| 7 | Respect to PRIST | 58 | 22 | 15 | 3 | 2 |
| 8 | PRIST is one of the Best | 56 | 24 | 15 | 4 | 1 |
| 9 | Accessiability of Information | 55 | 25 | 17 | 3 | 0 |
| 10 | Curriculum is well designed | 59 | 24 | 17 | 0 | 0 |
| 11 | Employability focused in curriculum design | 58 | 30 | 12 | 0 | 0 |
| 12 | curriculum incorporates recent changes | 57 | 28 | 15 | 0 | 0 |
| 13 | issuing of certificates under Tatkal Scheme | 58 | 29 | 13 | 0 | 0 |
| 14 | Interaction with Institute officers | 49 | 25 | 20 | 4 | 2 |
| 15 | Employees are cooperative | 58 | 29 | 13 | 0 | 0 |
| 16 | Curriculum changes are progressive | 49 | 31 | 18 | 2 | 0 |


Total number of responses = 32

HOD

DEAN

DEPARTMENT OF PHYSICS
ANALYSIS OF PARENTS FEEDBACK – 2018-2019





HOD


DEAN



PRIST
DEEMED TO BE
UNIVERSITY
NAAC ACCREDITED
THANJAVUR - 613 403 - TAMIL NADU

FACULTY FEEDBACK ON CURRICULUM - FEEDBACK ANALYSIS REPORT

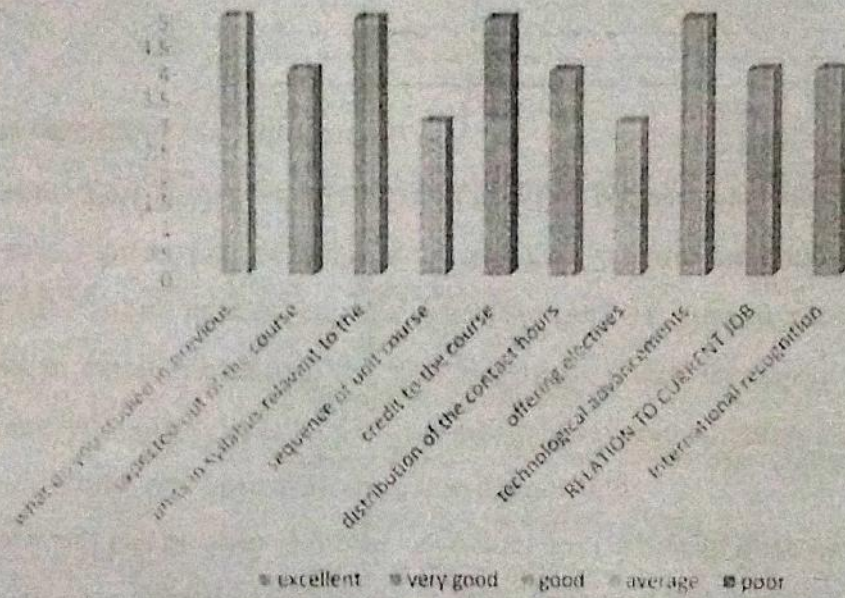


P. Aravind
Head of the Department
Electrical and Electronics Engineering
Ponnaiyah Ramajayam Institute of
Science & Technology (PRIST)
Deemed to be University
U.O. No. 20/2016 U.O. No. 19/2016
THANJAVUR - 613 403, TAMIL NADU

Aravind
DEAN
School of Engineering and Tech.
Ponnaiyah Ramajayam Institute of
Science and Technology (PRIST)
Deemed to be University
Vallam, Thanjavur - 613 403.



ALUMNI FEEDBACK ON CURRICULUM - FEEDBACK ANALYSIS REPORT



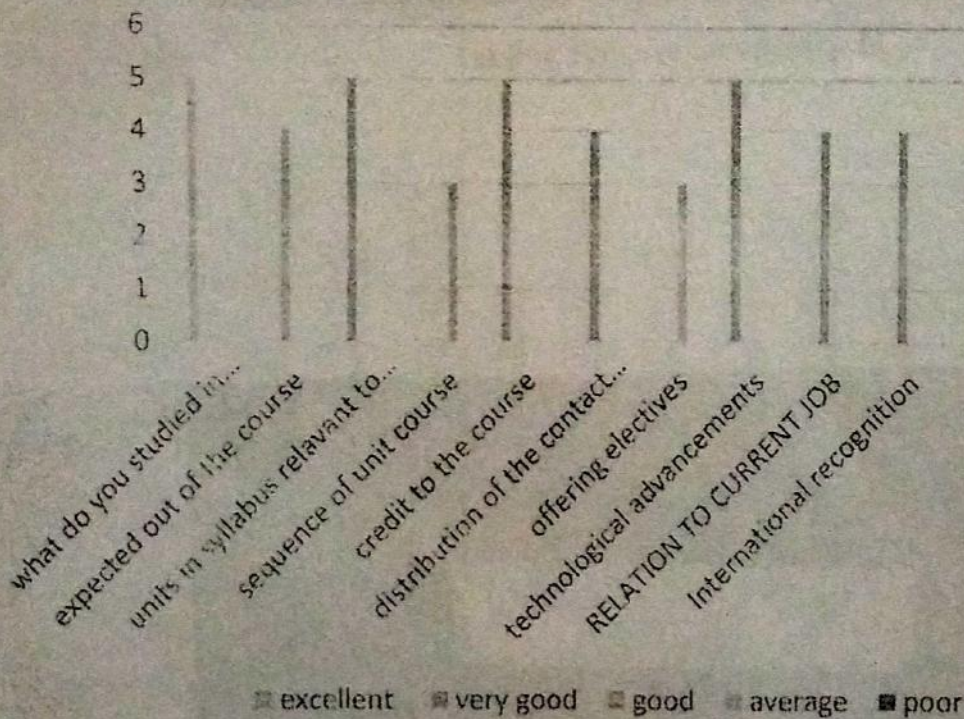
D. Anuj
Head of the Department
 Electrical and Electronics Engineering
 Ponnaiyah Ramajayam Institute of
 Science & Technology (PRIST)
 (Institution Deemed to be University)
 U-8 of the UGC Act 1956
 THANJAVUR - 613 403, TAMIL NADU

Anuj
DEAN
 School of Engineering and Tech.
 Ponnaiyah Ramajayam Institute of
 Science and Technology (PRIST)
 Deemed to be University
 Vallam, Thanjavur-613 403.



PRIST
 DEEMED TO BE
UNIVERSITY
 NAAC ACCREDITED
 THANJAVUR - 613 403 - TAMIL NADU

STUDENTS FEEDBACK ON CURRICULUM - FEEDBACK ANALYSIS REPORT



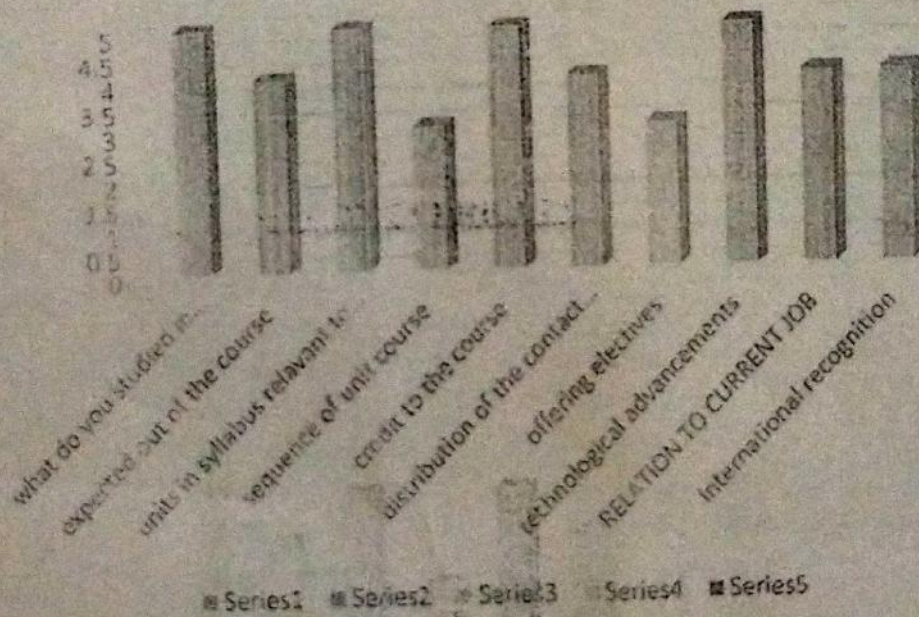
P. Aarg
 Head of the Department,
 Electrical and Electronics Engineering
 Ponnaiyah Ramajayam Institute of
 Science and Technology
 Vallam, Thanjavur - 613 403.

Arun
DEAN
 School of Engineering and Tech.
 Ponnaiyah Ramajayam Institute of
 Science and Technology (PRIST)
 Deemed to be University
 Vallam, Thanjavur - 613 403.



PRIST
DEEMED TO BE
UNIVERSITY
NAAC ACCREDITED
THANJAVUR - 613 403 - TAMIL NADU

EMPLOYEE FEEDBACK ON CURRICULUM - FEEDBACK ANALYSIS REPORT



P. Arug

Head of the Department
Electrical and Electronics Engineering
Ponnaiyah Ramajayam Institute of
Science & Technology (PRIST)
Institution Deemed to be University
The U of the LACU Act 1986
THANJAVUR - 613 403, TAMIL NADU

Arug

DEAN
School of Engineering and Tech.
Ponnaiyah Ramajayam Institute of
Science and Technology (PRIST)
Deemed to be University
Vallam, Thanjavur-613 403.



PRIST
DEEMED TO BE
UNIVERSITY
NAAC ACCREDITED
THANJAVUR - 613 403 - TAMILNADU

Department of Mathematics
REPORT ON ALUMNI FEEDBACK - 2018-2019

| S. No | | Strongly Agree (in %) | Agree (in %) | Neutral (in %) | Disagree (in %) | Strongly Disagree (in %) |
|----------------------|--|-----------------------|--------------|----------------|-----------------|--------------------------|
| 1 | Feel proud to be the student of PRIST | 52 | 25 | 13 | 7 | 3 |
| 2 | Learning useful in my career | 42 | 32 | 14 | 8 | 4 |
| 3 | Development in the Institute in recent years | 44 | 36 | 17 | 3 | 0 |
| 4 | New courses are introduced in this Institute | 59 | 32 | 9 | 0 | 0 |
| 5 | Alumni involvement in PRIST | 52 | 27 | 16 | 4 | 1 |
| 6 | University was intellectually stimulating | 58 | 28 | 11 | 3 | 0 |
| 7 | Courses help me to develop my ability to work | 57 | 29 | 11 | 2 | 1 |
| 8 | Course motivated to come out with my best ability | 61 | 24 | 15 | 0 | 0 |
| 9 | Teachers are involved inspired me to take me role models | 58 | 32 | 8 | 2 | 0 |
| 10 | Course provide my interest and creative thinking | 49 | 34 | 9 | 6 | 2 |
| 11 | improve written and oral communication skills | 41 | 40 | 16 | 1 | 2 |
| 12 | Course develop my problem solving skills | 51 | 36 | 11 | 2 | 0 |
| 13 | Course helped me to plan my own work | 43 | 30 | 21 | 4 | 2 |
| 14 | Active contribution to life at Institute | 49 | 36 | 13 | 2 | 0 |
| Total responses = 10 | | | | | | |

[Handwritten Signature]


H.O.D.

DEPARTMENT OF MATHEMATICS
PRIST DEEMED TO BE UNIVERSITY
THANJAVUR - 613 403

[Handwritten Signature]

Ushan
School of Arts & Science
Ponnaiyan Ramaiyamm Institute of
Science & Technology (PRIST)
Deemed to be University
Vattam, Thanjavur - 613 403

ANALYSIS OF ALUMNI FEEDBACK – 2018-2019



88

H.O.D.
H.O.D.
 DEPARTMENT OF MATHEMATICS
 PRIST DEEMED TO BE UNIVERSITY
 THANJAVUR - 613 403

Dean
 School of Arts & Science
 Ponnalyah Ramajayam Institute of
 Science & Technology (PRIST)
 Deemed to be University
 Vallam, Thanjavur - 613 403.



PRIST
DEEMED TO BE
UNIVERSITY
N/AAC ACCREDITED
THANJAVUR - 613 403 - TAMILNADU

Department of Mathematics
REPORT ON PARENTS FEEDBACK - 2018-2019

| S.No | Attributes | Response Distribution | | | | |
|-----------------------|---|-----------------------|--------------|----------------|-----------------|--------------------------|
| | | Strongly Agree (in %) | Agree (in %) | Neutral (in %) | Disagree (in %) | Strongly Disagree (in %) |
| 1 | Getting Admission is a Pride | 61 | 25 | 13 | 1 | 0 |
| 2 | Admission Process is fair | 56 | 28 | 15 | 1 | 0 |
| 3 | Knowledge base improving through interaction with Faculty | 54 | 32 | 13 | 1 | 0 |
| 4 | Discipline | 51 | 32 | 13 | 2 | 2 |
| 5 | Atmosphere is conducive for learning | 64 | 26 | 9 | 1 | 0 |
| 6 | Positive change in the behavior | 59 | 31 | 6 | 3 | 1 |
| 7 | Respect to PRIST | 52 | 37 | 11 | 0 | 0 |
| 8 | PRIST is one of the Best | 53 | 30 | 11 | 4 | 2 |
| 9 | Accessibility of Information | 51 | 32 | 14 | 1 | 2 |
| 10 | Curriculum is well designed | 54 | 31 | 15 | 0 | 0 |
| 11 | Employability focused in curriculum design | 49 | 32 | 15 | 3 | 1 |
| 12 | curriculum incorporates recent changes | 58 | 27 | 15 | 0 | 0 |
| 13 | issuing of certificates under Tatkal Scheme | 52 | 23 | 21 | 2 | 2 |
| 14 | Interaction with university officers | 55 | 32 | 12 | 1 | 0 |
| 15 | Employees are cooperative | 53 | 29 | 14 | 1 | 3 |
| 16 | Curriculum changes are progressive | 49 | 28 | 17 | 4 | 2 |
| Total responses = 100 | | | | | | |

188

S. Srinivasan

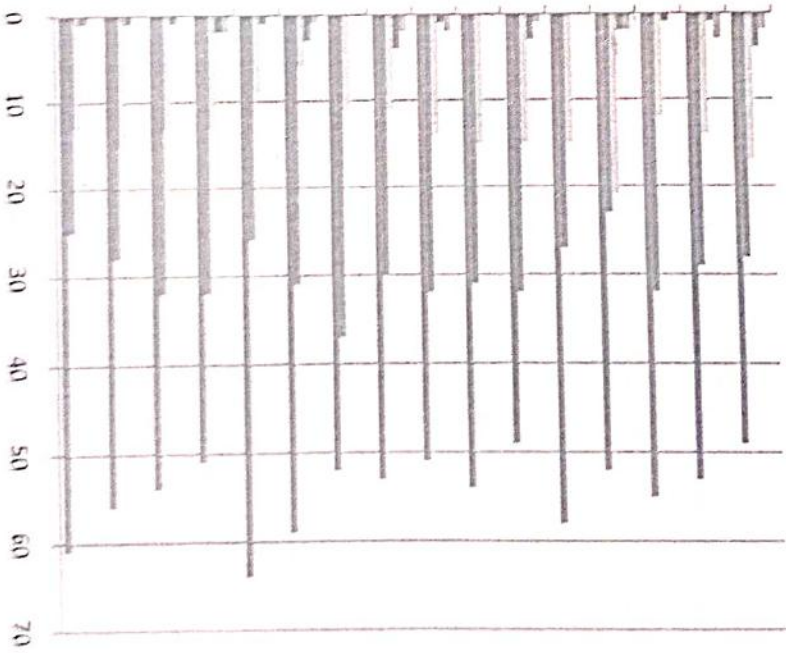
H.O.D.

DEPARTMENT OF MATHEMATICS
PRIST DEEMED TO BE UNIVERSITY
THANJAVUR - 613 403

Dean
School of Arts & Science
Ponnayyah Ramajayam Institute of
Science & Technology (PRIST)
Deemed to be University
Valian, Thanjavur - 613 403.

ANALYSIS OF PARENTS' FEEDBACK - 2018-2019

- Curriculum changes are progressive
- Employees are cooperative
- Interaction with university officers
- issuing of certificates under Tatkal Scheme
- curriculum incorporates recent changes
- Employability focused in curriculum design
- Curriculum is well designed
- Accessibility of Information
- P. R. Engineering College is one of the Best
- Respect top. R. Engineering College
- Positive change in the behaviour
- Atmosphere is conducive for learning
- Discipline
- Knowledge base improving through interaction with Faculty
- Admission Process is fair
- Getting Admission is a Pride



Strongly Disagree
 Disagree
 Neutral
 Agree
 Strongly Agree

85

H.O.D.,
DEPARTMENT OF MATHEMATICS
PRIST DEEMED TO BE UNIVERSITY
THANJAVUR - 613 403

Dr. Biswam

Dean
School of Arts & Science
Ponnarath Ramajayam Institute of
Science & Technology (PRIST)
Deemed to be University
Waltham, Thanjavur - 613 403.



PRIST
DEEMED TO BE
UNIVERSITY
NAAC ACCREDITED
THANJAVUR - 613 403 - TAMILNADU

Department of Mathematics
REPORT ON STUDENTS SATISFACTION QUESTIONNAIRE - 2018-2019

| S.No | Criteria | Very Dissatisfied (in %) | Dissatisfied (in %) | Neither Satisfied or Dissatisfied (in %) | Satisfied (in %) | Very Satisfied (in %) |
|------|--|--------------------------|---------------------|--|------------------|-----------------------|
| 1 | Library Resources | 2 | 1 | 19 | 35 | 43 |
| 2 | Opportunities to Make Friends | 0 | 0 | 19 | 32 | 49 |
| 3 | Professionalism of Lectures & Tutors | 0 | 2 | 21 | 29 | 48 |
| 4 | Lecture theatres, tutorial rooms & Lab | 1 | 4 | 21 | 25 | 49 |
| 5 | Social Events | 1 | 3 | 17 | 27 | 52 |
| 6 | Level of Knowledge of Staff | 2 | 3 | 12 | 32 | 51 |
| 7 | Availability of Computers & Technology | 1 | 1 | 19 | 32 | 47 |
| 8 | Opportunities to develop close friends | 2 | 6 | 15 | 31 | 46 |
| 9 | Quality of Education | 1 | 3 | 14 | 33 | 49 |
| 10 | Extra Campus Facilities | 0 | 1 | 25 | 30 | 44 |
| 11 | Pursue Social Interests | 0 | 0 | 24 | 31 | 45 |
| 12 | Quality of Staff | 2 | 2 | 22 | 29 | 45 |
| 13 | Places to study on campus | 1 | 1 | 22 | 31 | 45 |
| 14 | Quality of Social life | 1 | 3 | 24 | 29 | 43 |
| 15 | Interest of teaching staff on student progress | 0 | 1 | 25 | 27 | 47 |
| 16 | Student Support Services | 1 | 1 | 14 | 32 | 52 |
| 17 | Chances to spend enjoyable time | 0 | 0 | 18 | 31 | 51 |
| 18 | Teaching ability of Tutors & Lectures | 1 | 2 | 14 | 31 | 52 |
| 19 | Quality of Campus Facilities | 1 | 2 | 17 | 30 | 50 |

Total responses = 132


R. Sivasubramanian
H.O.D.

R.S.
Dean

DEPARTMENT OF MATHEMATICS
PRIST DEEMED TO BE UNIVERSITY
THANJAVUR - 613 403

School of Arts & Science
Ponnayyah Ramalingam Institute of
Science & Technology (PRIST)
Deemed to be University
Vallam, Thanjavur - 613 403.

ANALYSIS OF REPORT ON STUDENTS SATISFACTION QUESTIONNAIRE - 2018-2019



H.O.D.

H.O.D.

**DEPARTMENT OF MATHEMATICS
PRIST DEPARTMENT OF UNIVERSITY**

THE PRIST CAMPUS - 613 403

Dean

**School of Arts & Science
Ponnalyeh Pappayyam Institute of
Science & Technology (PRIST)
Doomed College University
Vallam, Thirujavur - 613 403.**



PRIST
 DEEMED TO BE
 UNIVERSITY
 NAAC ACCREDITED
 THANJAVUR - 613403 - TAMIL NADU

Department of Mathematics

Report of the Faculty Feedback on Curriculum(2018-2019)

| S.No | Parameter | Percentage | | | |
|------|--|-----------------|------------|--------------------|------------|
| | | Excellent (00%) | Good (00%) | Satisfactory (00%) | Poor (00%) |
| 1 | Syllabus is suitable to the course and need based. | 80 | 17 | 2 | 1 |
| 2 | The course syllabus has good balance between theory and application/practical. | 68 | 31 | 0 | 1 |
| 3 | The learning objectives are clear and appropriate to the program. | 60 | 37 | 1 | 2 |
| 4 | The system followed by the university for the design and development of curriculum is effective. | 66 | 32 | 1 | 1 |
| 5 | The curriculum has helped in developing the habit of self-learning among the students. | 30 | 68 | 2 | 0 |
| 6 | The curriculum has focus on skill development. | 67 | 20 | 1 | 2 |
| 7 | The syllabus presents list of latest reference materials, current and updated and appropriate. | 49 | 50 | 0 | 1 |
| 8 | The curriculum has been updated from time to time. | 81 | 18 | 1 | 0 |
| 9 | Is the subject/syllabus interesting for majority of students? | 67 | 30 | 1 | 2 |
| 10 | Does the syllabus cover moderate advanced topics | 61 | 38 | 0 | 1 |


S. Sivasubramanian


SS
 Dean

H.O.D.
 DEPARTMENT OF MATHEMATICS
 PRIST DEEMED TO BE UNIVERSITY
 THANJAVUR - 613 403

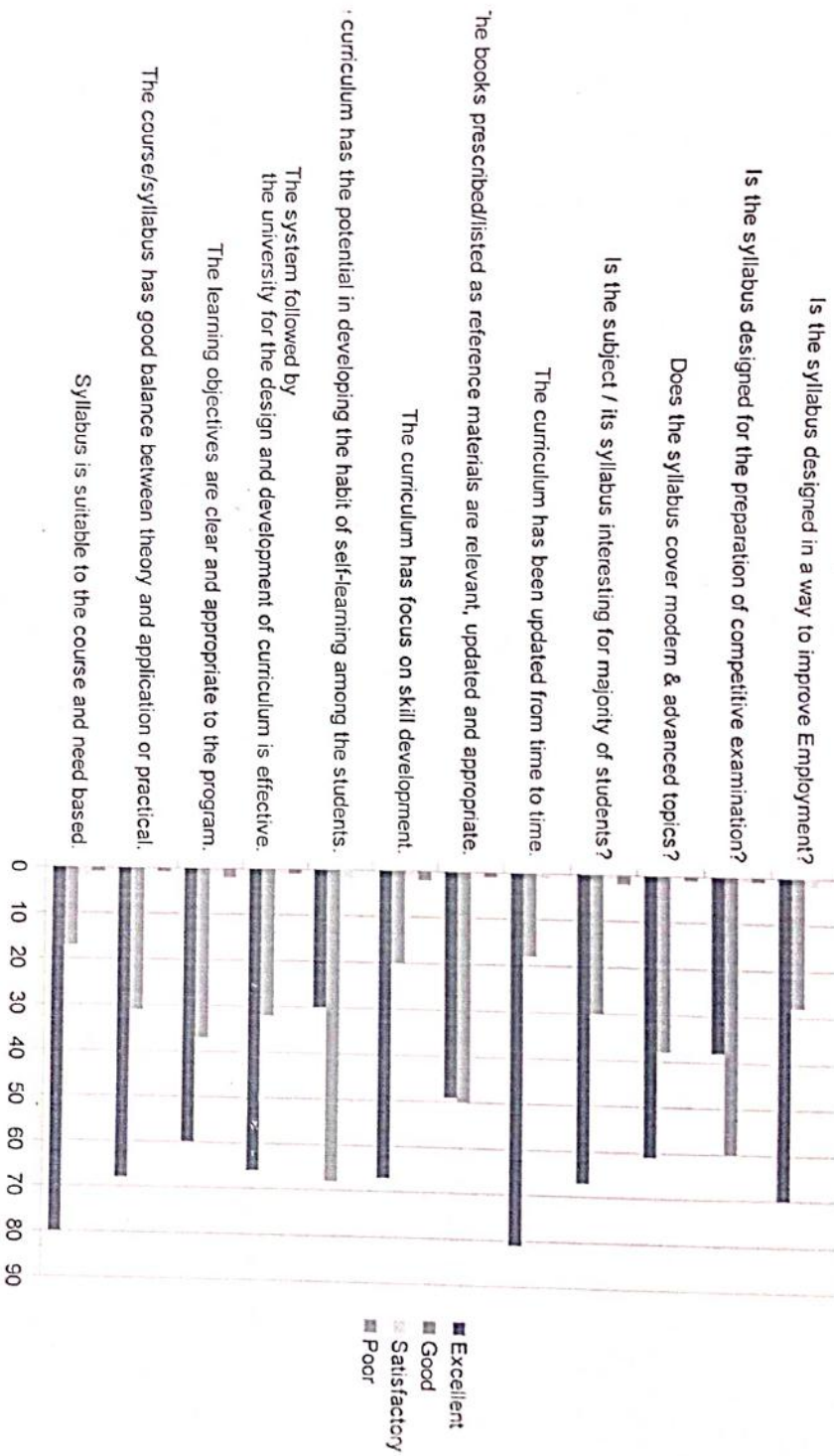
School of Arts & Science
 Ponnalysh Ramajayam Institute of
 Science & Technology (PRIST)
 Deemed to be University
 Vazhemi, Thanjavur - 613 403.

| | | | | | |
|----------------------|--|----|----|---|---|
| 11 | Is the syllabus designed for the preparation of competitive examination? | 38 | 60 | 1 | 1 |
| 12 | Is the syllabus designed in away to improve Employment? | 70 | 28 | 2 | 0 |
| Total responses = 15 | | | | | |


 H.O.D.
 DEPARTMENT OF MATHEMATICS
 PRAJAPATI UNIVERSITY
 ...


 School of Arts & Science
 Ponnalyar Ramajayam Institute of
 Science & Technology (PRIST)
 Dorned to the University
 Vallam, Thiruvananthapuram - 613 403.

Analysis of the Faculty Feedback on Curriculum (2018-2019)



B. Divyashree
H.O.D.
 DEPARTMENT OF MATHEMATICS
 PRIEST DEPARTMENT OF REFINERY UNIVERSITY
 THANDYKUR - 613 403

SS
 School of Science & Technology
 Ponnalyah Ramalingam Institute of
 Science & Technology (PRIST)
 Deemed to be University
 Villam, Thanjavur - 613 403.



PRIST
DEEMED TO BE
UNIVERSITY
NAAC ACCREDITED
THANJAVUR - 613 403 - TAMIL NADU

Department of Mathematics
Report of the Employer Feedback on Curriculum(2018-2019)

| Sl.No | Parameter | Strongly Agree (in %) | Agree (in %) | Neutral (in %) | Disagree (in %) |
|-----------------------|---|-----------------------|--------------|----------------|-----------------|
| 1 | Fundamentals of mathematics and science of the students | 50 | 43 | 6 | 1 |
| 2 | Basics of computer science | 45 | 23 | 33 | 0 |
| 3 | Algorithm design techniques | 56 | 32 | 10 | 2 |
| 4 | Knowledge about recent tools and their usage | 50 | 36 | 13 | 1 |
| 5 | Practical skills | 52 | 43 | 2 | 3 |
| 6 | Ability to grasp new ideas | 51 | 17 | 33 | 1 |
| 7 | Ability to a new skills | 56 | 31 | 11 | 2 |
| 8 | Willingness to learn | 56 | 33 | 10 | 1 |
| 9 | Communication skills | 52 | 43 | 4 | 1 |
| 10 | Working in a team | 57 | 10 | 30 | 3 |
| Total responses = 100 | | | | | |

Dr. Divyavaran

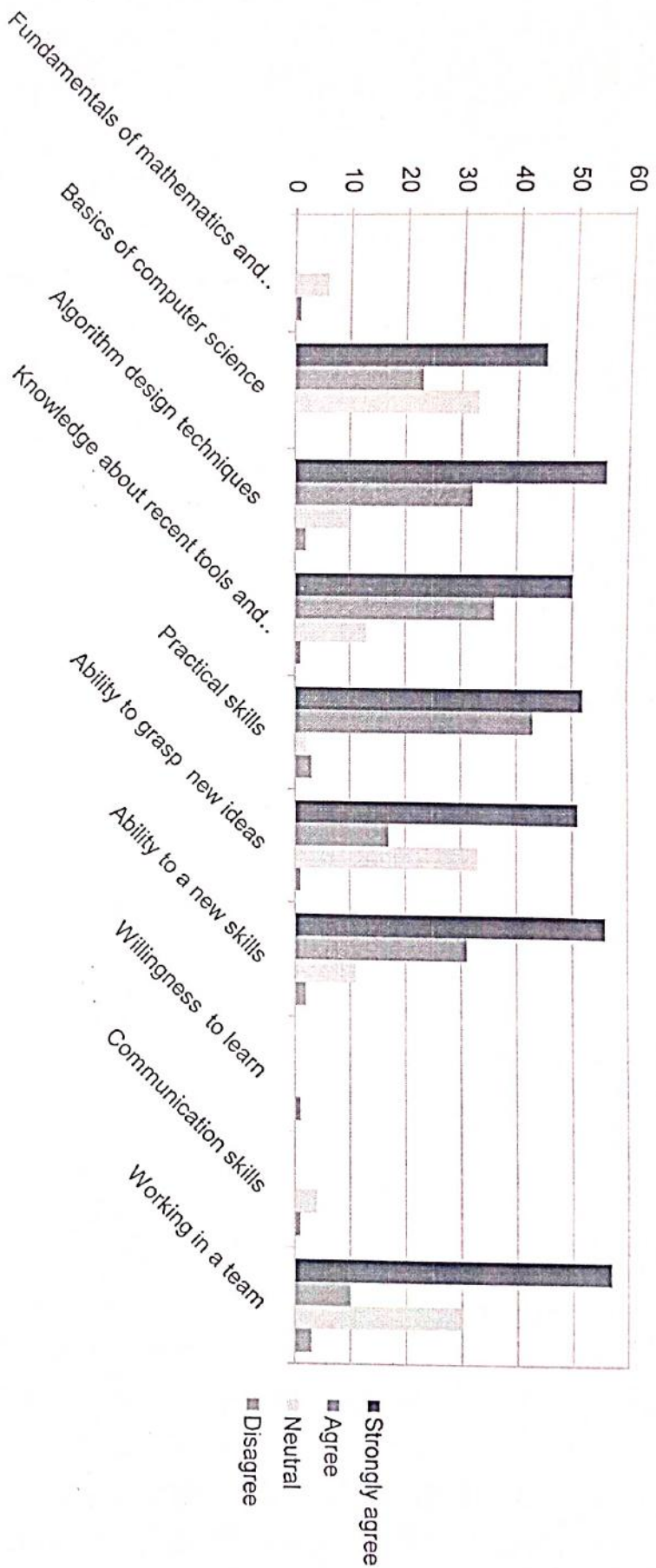
H.O.D.

DEPARTMENT OF MATHEMATICS
PRIST DEEMED TO BE UNIVERSITY
THANJAVUR - 613 403

Dr. Jagan

School of Arts & Science
Ponnalyah Rangajayam Institute of
Science & Technology (PRIST)
Deemed to be University
Vallam, Thanjavur - 613 403.

Analysis of the Employer Feedback on Curriculum(2018-2019)



[Signature]
H.O.D.
 DEPARTMENT OF MATHEMATICS
 PRIST DEEMED TO BE UNIVERSITY
 TRIPUNIVRITTA

[Signature]
Dean
 School of Arts & Science
 Ponnalyah Ramajayam Institute of
 Science & Technology (PRIST) ;
 Deemed to be University
 Vallam, Thanjavur - 613 403.



| S.No | Attributes | Strongly Agree (%) | Agree (%) | Neutral (%) | Disagree (%) | Strongly Disagree (%) |
|------|--|--------------------|-----------|-------------|--------------|-----------------------|
| 1 | Feel proud to be the student of PRIST | 58 | 21 | 10 | 6 | 5 |
| 2 | Learning useful in my career | 52 | 32 | 9 | 1 | 6 |
| 3 | Development in the Institution in recent years | 48 | 32 | 10 | 7 | 3 |
| 4 | New courses are introduced in this Institution | 47 | 36 | 5 | 8 | 4 |
| 5 | Alumni involvement in PRIST | 61 | 26 | 8 | 1 | 4 |
| 6 | Institution was intellectually stimulating | 44 | 41 | 5 | 6 | 4 |
| 7 | Courses help me to develop my ability to work | 49 | 40 | 8 | 2 | 1 |
| 8 | Course motivated to come out with my best ability | 57 | 30 | 7 | 4 | 2 |
| 9 | Teachers are involved inspired me to take me role models | 49 | 30 | 14 | 5 | 2 |
| 10 | Course provide my interest and creative thinking | 37 | 36 | 15 | 6 | 6 |
| 11 | improve written and oral communication skills | 38 | 32 | 17 | 6 | 7 |
| 12 | Course develop my problem solving skills | 39 | 27 | 20 | 8 | 6 |
| 13 | Course helped me to plan my own work | 55 | 20 | 21 | 2 | 2 |
| 14 | Active contribution to life at Institution | 54 | 32 | 10 | 1 | 3 |

Total Response = 24

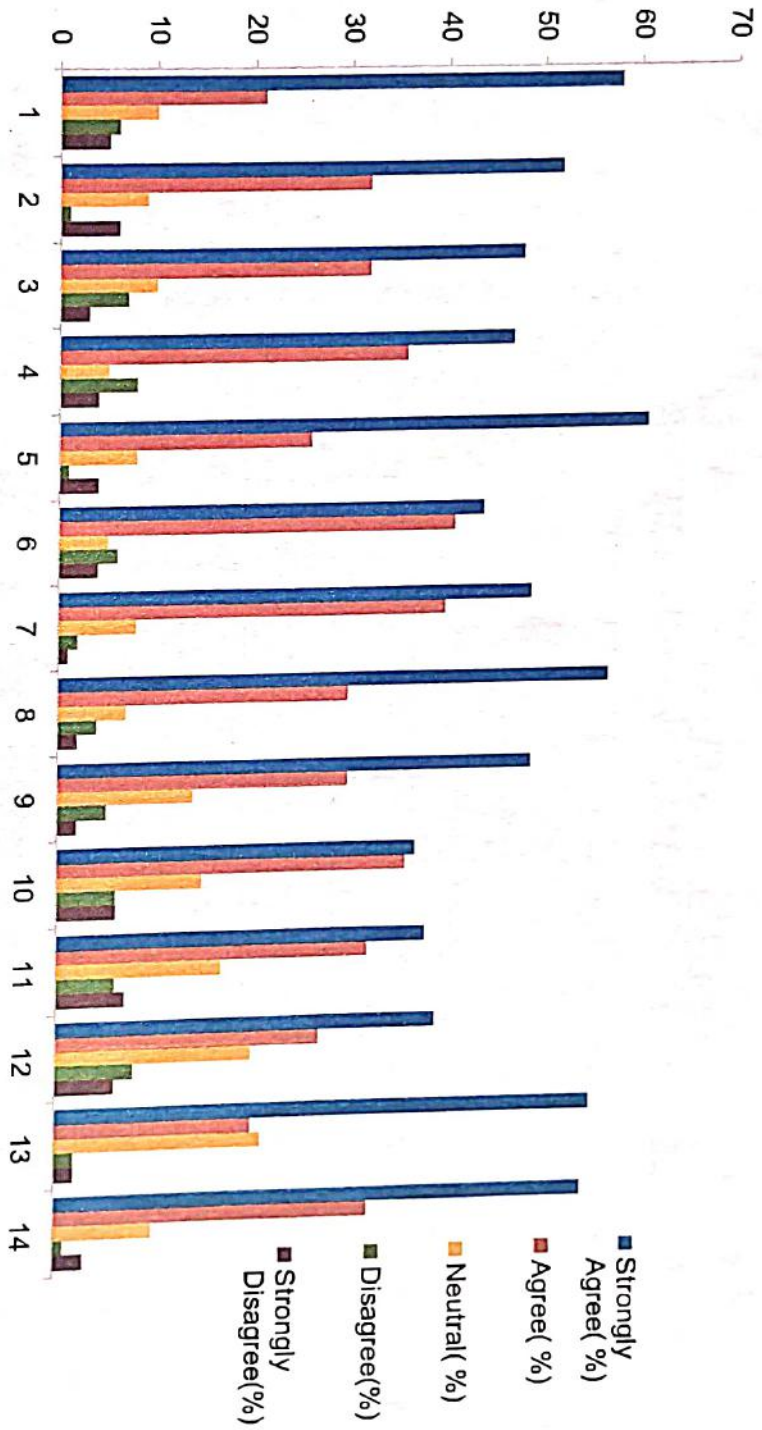
J. Michael
 HOD

Head of the Department
 Department of Microbiology
 School of Arts & Science
 Prist Deemed to be University, Thanjavur.

SS
 DEAN

Dean of Arts & Science
 Prist Deemed to be University
 Thanjavur - 613 403, Tamilnadu.

REPORT ON ALUMNI FEEDBACK – 2018-2019





PRIST
 DEEMED TO BE
 UNIVERSITY
 NAAC ACCREDITED
 THANJAVUR - 613 403 - TAMIL NADU

DEPARTMENT OF Microbiology
REPORT ON OUTGOING STUDENTS FEEDBACK - 2018-2019

| S.No | Attributes | Strongly Agree(in %) | Agree(in %) | Neutral(in %) | Disagree(in %) | Strongly Disagree(in %) |
|------|---|----------------------|-------------|---------------|----------------|-------------------------|
| 1 | Increase In Learning Capacity | 62 | 30 | 3 | 5 | 0 |
| 2 | Intellectually Stimulating | 67 | 20 | 11 | 2 | 0 |
| 3 | Develop Ability To Work Efficiently | 75 | 10 | 10 | 5 | 0 |
| 4 | Motivated Towards Best Ability | 68 | 14 | 12 | 5 | 1 |
| 5 | Inspiration Of The Teachers | 67 | 25 | 4 | 4 | 0 |
| 6 | Stimulation To Innovative Thinking | 70 | 10 | 16 | 4 | 0 |
| 7 | Improvement In Written And Oral Communication | 58 | 20 | 15 | 5 | 2 |
| 8 | Problem Solving And Critical Thinking Skills | 75 | 14 | 10 | 1 | 0 |
| 9 | Ability To Plan My Own Work | 59 | 25 | 10 | 5 | 1 |
| 10 | Active Contribution To My Life | 70 | 20 | 19 | 1 | 0 |

Total Response =25

[Handwritten Signature]

HOD

Head of the Department
Department of Microbiology
School of Arts & Science
Prist Deemed to be University, Thanjavur.

[Handwritten Signature]

DEAN

✓ Dean of Arts & Science
 PRIST Deemed to be University
 Thanjavur - 613 403, Tamilnadu



PRIST
DEEMED TO BE
UNIVERSITY
NAAC ACCREDITED
THANJAVUR - 613 403 - TAMIL NADU
DEPARTMENT OF MICROBIOLOGY

REPORT ON STUDENTS SATISFACTION QUESTIONNAIRE - 2018-2019

| S.No | Criteria | Strongly Agree(%) | Agree (%) | Neutral (%) | Disagree(%) | Strongly Disagree(%) |
|------|---|-------------------|-----------|-------------|-------------|----------------------|
| 1 | Library Resources | 42 | 1 | 15 | 40 | 2 |
| 2 | Opportunities to Make Friends | 6 | 3 | 18 | 33 | 40 |
| 3 | Professionalism of Lectures & Tutors | 4 | 1 | 15 | 44 | 36 |
| 4 | Lecture theatres, tutorial rooms & Lab | 4 | 2 | 16 | 40 | 39 |
| 5 | Social Events | 6 | 6 | 20 | 33 | 35 |
| 6 | Level of Knowledge of Staff | 5 | 3 | 10 | 39 | 43 |
| 7 | Availability of Computers & Technology | 6 | 1 | 5 | 46 | 42 |
| 8 | Opportunities to develop close friends | 11 | 6 | 15 | 40 | 28 |
| 9 | Quality of Education | 9 | 6 | 10 | 30 | 45 |
| 10 | Extra Campus Facilities | 8 | 7 | 27 | 30 | 28 |
| 11 | Pursue Social Interests | 11 | 9 | 24 | 30 | 26 |
| 12 | Quality of Staff | 4 | 2 | 20 | 35 | 39 |
| 13 | Places to study on campus | 7 | 5 | 20 | 25 | 43 |
| 14 | Quality of Social life | 4 | 0 | 16 | 45 | 35 |
| 15 | intrest of teaching staff on student progress | 7 | 3 | 20 | 26 | 44 |
| 16 | Student Support Services | 6 | 4 | 20 | 30 | 40 |
| 17 | Chances to spend enjoyable time | 8 | 7 | 18 | 23 | 44 |
| 18 | Teaching ability of Tutors & Lectures | 9 | 3 | 14 | 30 | 44 |
| 19 | Quality of Campus Facilities | 5 | 7 | 20 | 31 | 37 |

*Total Response =26

[Signature]
HOD

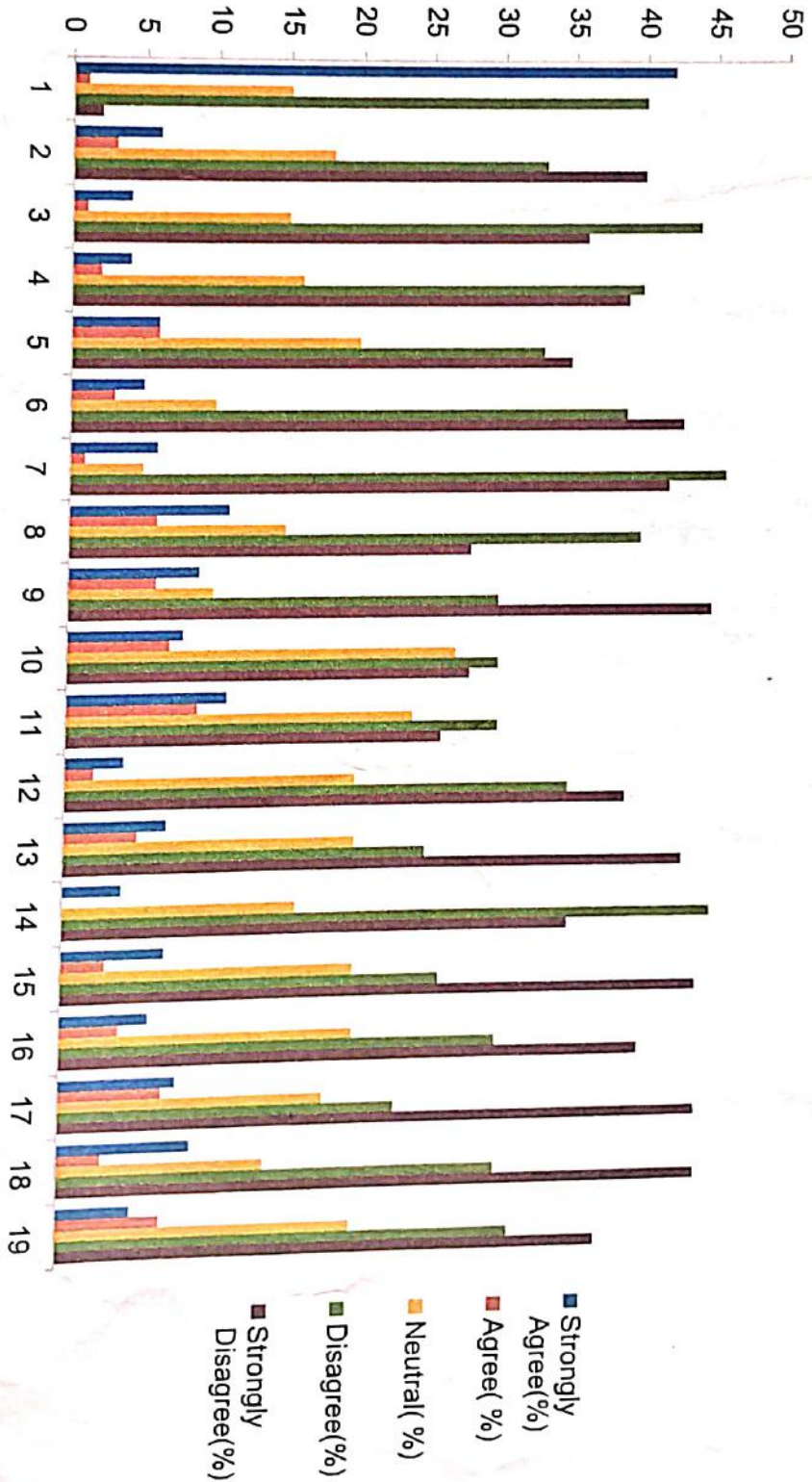
[Signature]
DEAN DEAN

School of Arts and Science
PRIST UNIVERSITY,
Thanjavur - 613 403.

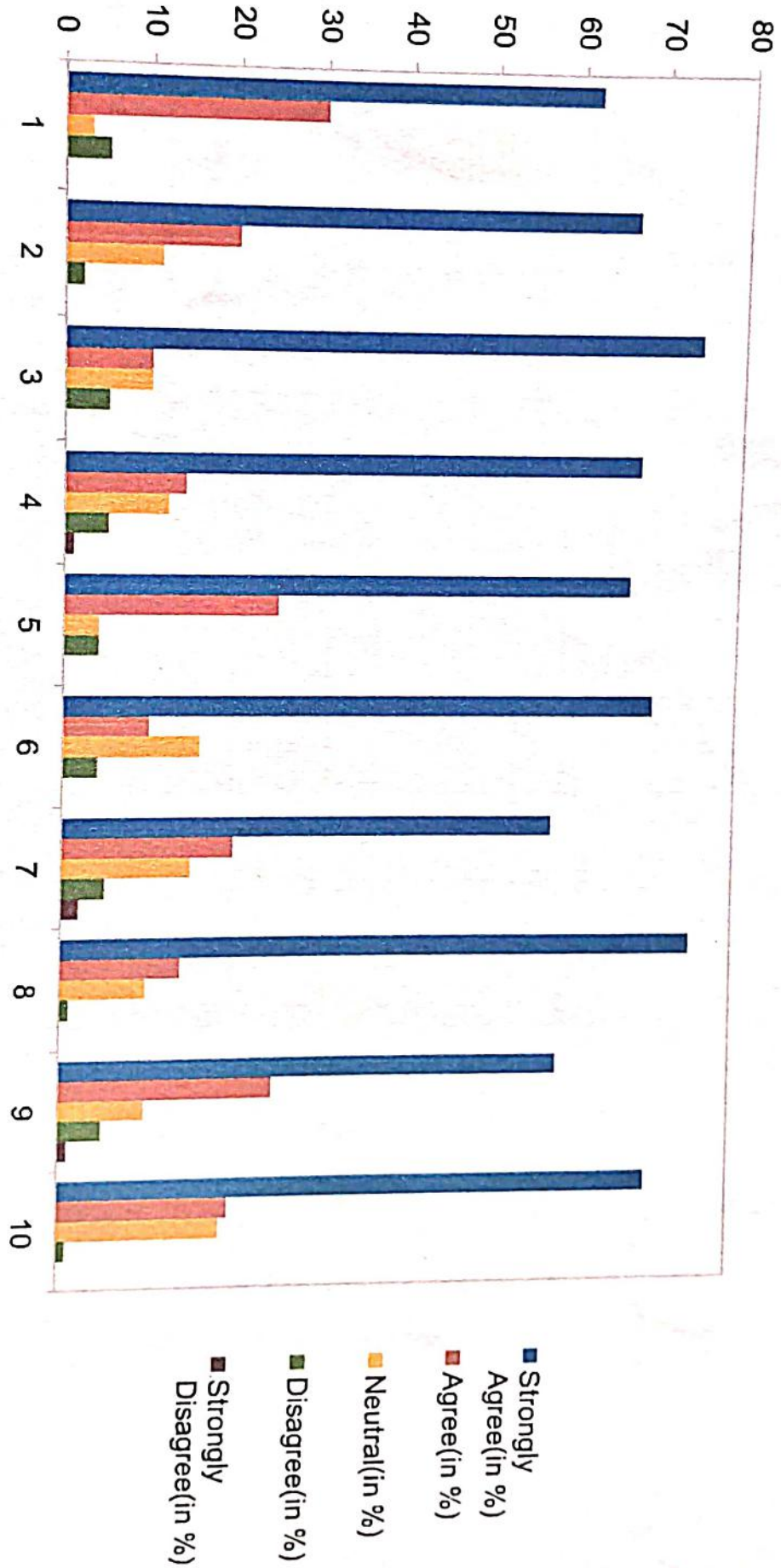


PRIST
DEEMED TO BE
UNIVERSITY
NAAC ACCREDITED
THANJAVUR - 613 403 - TAMIL NADU
DEPARTMENT OF MICROBIOLOGY

REPORT ON STUDENTS SATISFACTION QUESTIONNAIRE - 2018-2019



REPORT ON OUTGOING STUDENTS FEEDBACK – 2018-2019



DEPARTMENT OF MICROBIOLOGY
REPORT ON PARENTS FEEDBACK – 2018-2019

| S. No | Attributes | Strongly Agree (%) | Agree (%) | Neutral (%) | Disagree (%) | Strongly Disagree (%) |
|-------|---|--------------------|-----------|-------------|--------------|-----------------------|
| 1 | Getting Admission is a Pride | 69 | 20 | 10 | 1 | 0 |
| 2 | Admission Process is fair | 66 | 27 | 6 | 1 | 0 |
| 3 | Knowledge base improving through interaction with Faculty | 52 | 30 | 10 | 5 | 3 |
| 4 | Discipline | 66 | 35 | 9 | 2 | 0 |
| 5 | Atmosphere is conducive for learning | 68 | 20 | 11 | 1 | 0 |
| 6 | Positive change in the behaviour | 47 | 40 | 7 | 6 | 0 |
| 7 | Respect to PRIST | 58 | 30 | 9 | 2 | 1 |
| 8 | PRIST is one of the Best | 57 | 30 | 9 | 4 | 0 |
| 9 | Accessibility of Information | 56 | 32 | 10 | 2 | 5 |
| 10 | Curriculum is well designed | 50 | 30 | 10 | 8 | 2 |
| 11 | Employability focused in curriculum design | 46 | 30 | 17 | 4 | 3 |
| 12 | curriculum incorporates recent changes | 50 | 24 | 12 | 10 | 4 |
| 13 | issuing of certificates under Tatkal Scheme | 55 | 20 | 21 | 2 | 2 |
| 14 | Interaction with Institution officers | 53 | 30 | 16 | 1 | 0 |
| 15 | Employees are cooperative | 58 | 33 | 5 | 3 | 1 |
| 16 | Curriculum changes are progressive | 52 | 28 | 14 | 6 | 1 |

*Total Response-15

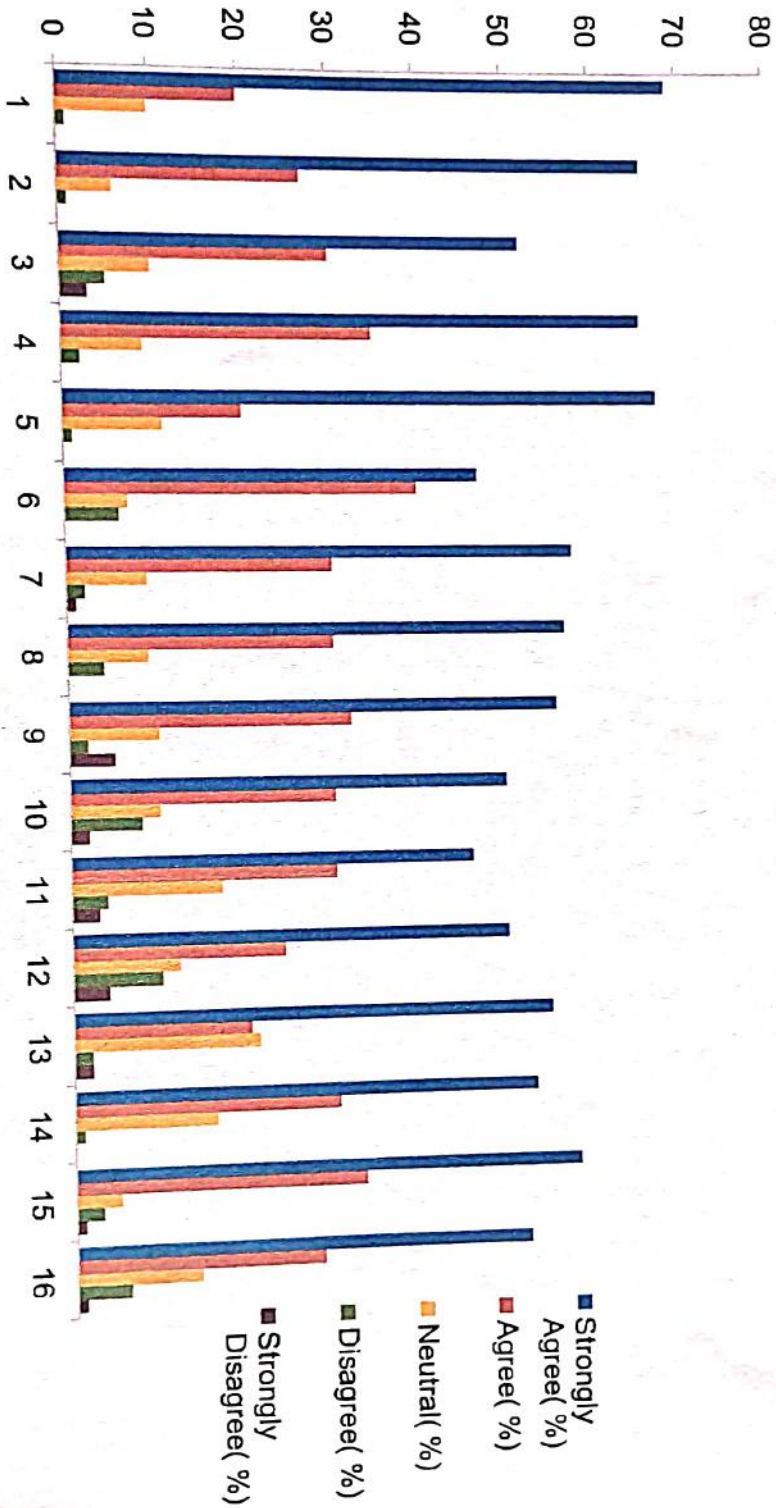
J. M. Reddy
HOD

Head of the Department
Department of Microbiology
School of Arts & Science
Prist Deemed to be University, Thanjavur.

S. S.
DEAN

Dean of Arts & Science
Prist Deemed to be University,
Thanjavur - 613 403, Tamilnadu.

REPORT ON PARENTS FEEDBACK - 2018-2019




| S.No | Parameters | Excellent (in %) | Good (%) | Satisfactory (%) |
|------|---|------------------|----------|------------------|
| 1 | Rate your opinion on the relevancy/ sufficiency of the courses meeting the industry requirements? | 65 | 20 | 15 |
| 2 | Rate the applicability of the tools/activities/case studies presented in the curriculum facilitating more employability skills among graduates. | 84 | 10 | 6 |
| 3 | How effective is the Curriculum in developing analytical and problem-solving skills | 70 | 20 | 10 |
| 4 | Does the curriculum include value added courses/ soft skill training/ domain specific electives for enhancing constructive learning. | 84 | 10 | 6 |
| 5 | Rate the scope of the syllabus in enhancing entrepreneurship skills/ lifelong learning/ human values and ethics. | 70 | 20 | 10 |
| 6 | Curriculum reflects current trends and practices in the respective disciplines. | 82 | 10 | 8 |
| 7 | Does the curriculum effectively cover topics on fundamentals and latest technology? | 80 | 8 | 12 |
| 8 | The academic initiatives of the institution contributes towards achieving the Mission and Vision of the institution | 89 | 10 | 1 |
| 9 | Rate the proficiency of our graduates to adapt to industry requirements | 89 | 7 | 4 |
| 10 | The curriculum facilitates an overall holistic development of the student? | 90 | 4 | 6 |

*TOTAL RESPONSE = 29

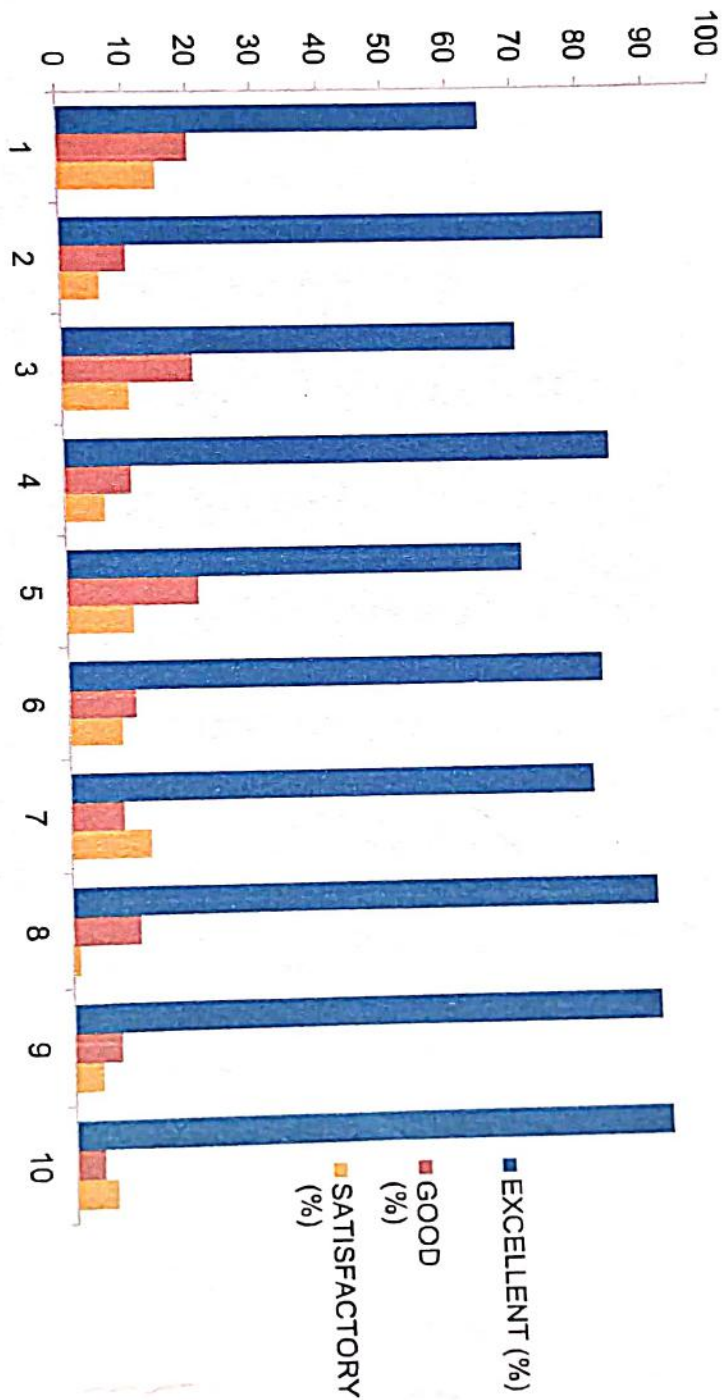

 HOD


 DEAN

Head of the Department
Department of Microbiology
School of Arts & Science
 Prist Deemed to be University, Thanjavur.


 Dean of Arts & Science
 PRIST Deemed to be University
 Thanjavur - 613 403, Tamilnadu.

REPORT ON EMPLOYER FEEDBACK – 2018-2019



DEPARTMENT OF BIOCHEMISTRY

FEED BACK 2018-19



PRIST
DEEMED TO BE
UNIVERSITY
NAAC ACCREDITED
THANJAVUR - 613403 - TAMILNADU

Department of Biochemistry

PARENT FEEDBACK ON CURRICULUM 2018-2019

| S. No | Attributes | Strongly Agree (%) | Agree (%) | Neutral (%) | Disagree (%) | Strongly Disagree (%) |
|-------|---|--------------------|-----------|-------------|--------------|-----------------------|
| 1 | Getting Admission is a Pride | 53 | 46 | 0 | 0 | 0 |
| 2 | Admission Process is fair | 66 | 33 | 0 | 0 | 0 |
| 3 | Knowledge base improving through interaction with Faculty | 46 | 53 | 0 | 0 | 0 |
| 4 | Discipline | 80 | 20 | 0 | 0 | 0 |
| 5 | Atmosphere is conducive for learning | 33 | 66 | 0 | 0 | 0 |
| 6 | Positive change in the behavior | 80 | 20 | 0 | 0 | 0 |
| 7 | Respect to PRIST | 40 | 60 | 0 | 0 | 0 |
| 8 | PRIST is one of the Best | 46 | 53 | 0 | 0 | 0 |
| 9 | Accessibility of Information | 66 | 33 | 0 | 0 | 0 |
| 10 | Curriculum is well designed | 20 | 80 | 0 | 0 | 0 |
| 11 | Employability focused in curriculum design | 80 | 20 | 0 | 0 | 0 |
| 12 | curriculum incorporates recent changes | 40 | 60 | 0 | 0 | 0 |
| 13 | issuing of certificates under Tatikal Scheme | 46 | 53 | 0 | 0 | 0 |
| 14 | Interaction with university officers | 66 | 33 | 0 | 0 | 0 |
| 15 | Employees are cooperative | 20 | 80 | 0 | 0 | 0 |
| 16 | Curriculum changes are progressive | 80 | 20 | 0 | 0 | 0 |

Number of Respondents: 15

[Handwritten Signature]
(HOD)

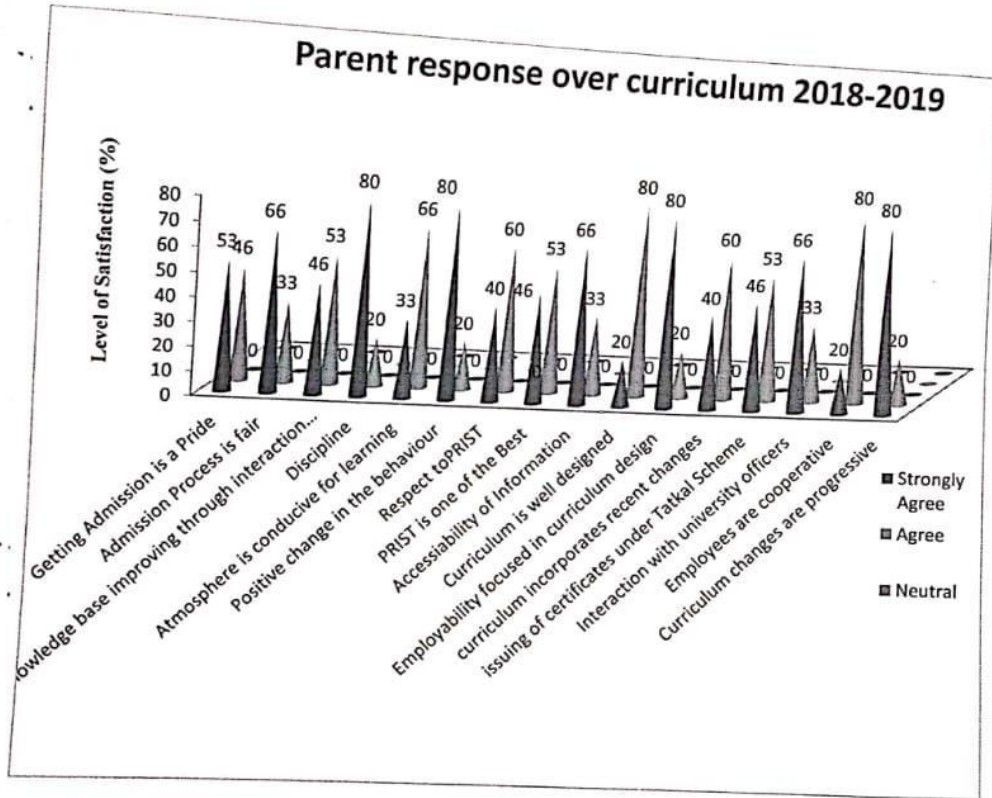
[Handwritten Signature]
DEAN



PRIST
DEEMED TO BE
UNIVERSITY
NAAC ACCREDITED
THANJAVUR - 613 403 - TAMILNADU

Department of Biochemistry

Overview of Parent feedback on Curriculum-2018-2019



[Signature]
(HOD)

[Signature]
DEAN



PRIST
DEEMED TO BE
UNIVERSITY
NAAC ACCREDITED
THANJAVUR - 613403 - TAMILNADU

2018-2019

OVERVIEW OF ALUMNI FEEDBACK - 2018-2019

We have collected the feedback on curriculum from the alumni for the academic year 2018-2019. The analysis of feedback obtained and suggestions given by the alumni are given below

| S. No | Attributes | Strongly Agree % | Agree % | Neutral % | Disagree % | Strongly Disagree % |
|-------|--|------------------|---------|-----------|------------|---------------------|
| 1 | Feel proud to be the student of PRIST | 55 | 27 | 14 | 3 | 1 |
| 2 | Learning useful in my career | 55 | 31 | 11 | 2 | 1 |
| 3 | Development in the Institute in recent years | 53 | 30 | 17 | 0 | 0 |
| 4 | New courses are introduced in this Institute | 57 | 34 | 9 | 0 | 0 |
| 5 | Alumni involvement in PRIST | 50 | 30 | 16 | 3 | 1 |
| 6 | Institute was intellectually stimulating | 50 | 37 | 9 | 2 | 2 |
| 7 | Courses help me to develop my ability to work | 54 | 32 | 11 | 2 | 1 |
| 8 | Course motivated to come out with my best ability | 55 | 30 | 10 | 4 | 1 |
| 9 | Teachers are involved inspired me to take me role models | 53 | 32 | 11 | 3 | 1 |
| 10 | Course provide my interest and creative thinking | 52 | 31 | 14 | 2 | 1 |
| 11 | improve written and oral communication skills | 57 | 25 | 15 | 2 | 1 |
| 12 | Course develop my problem solving skills | 50 | 27 | 17 | 4 | 2 |
| 13 | Course helped me to plan my own work | 51 | 23 | 22 | 2 | 2 |
| 14 | Active contribution to life at Institute | 54 | 32 | 10 | 3 | 1 |

Number of Responses: 08

[Handwritten Signature]
(HOD)

[Handwritten Signature]
DEAN



PRIST
DEEMED TO BE
UNIVERSITY
NAAC ACCREDITED
THANJAVUR - 613403 - TAMILNADU
Department of Biochemistry

REPORT ON OUTGOING STUDENTS FEEDBACK - 2018-2019

| S. No | Parameter | Strongly Agree (%) | Agree (%) | Neutral (%) | Disagree (%) | Strongly Disagree (%) |
|-------|---|--------------------|-----------|-------------|--------------|-----------------------|
| 1 | Increase In Learning Capacity | 88 | 11 | 0 | 0 | 0 |
| 2 | Intellectually Stimulating | 94 | 5 | 0 | 0 | 0 |
| 3 | Develop Ability To Work Efficiently | 83 | 16 | 0 | 0 | 0 |
| 4 | Motivated Towards Best Ability | 77 | 11 | 11 | 0 | 0 |
| 5 | Inspiration Of The Teachers | 77 | 22 | 0 | 0 | 0 |
| 6 | Stimulation To Innovative Thinking | 66 | 11 | 22 | 0 | 0 |
| 7 | Improvement In Written And Oral Communication | 61 | 27 | 11 | 0 | 0 |
| 8 | Problem Solving And Critical Thinking Skills | 70 | 16.6 | 0 | 0 | 0 |
| 9 | Ability To Plan My Own Work | 66.6 | 33.3 | 0 | 0 | 0 |
| 10 | Active Contribution To My Life | 77 | 22 | 0 | 0 | 0 |

Number of Responses: 18

[Handwritten Signature]
HOD

[Handwritten Signature]
DEAN

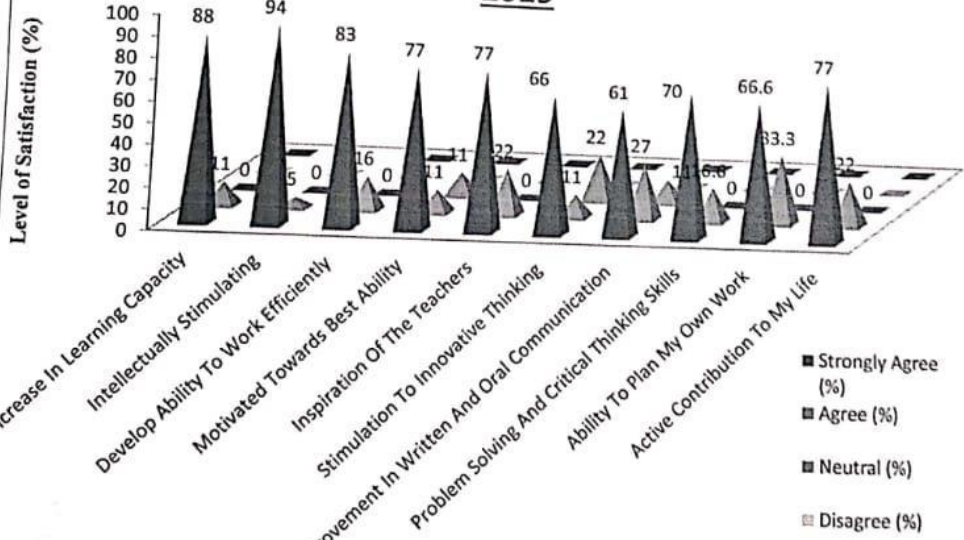


PRIST
DEEMED TO BE
UNIVERSITY
NAAC ACCREDITED
THANJAVUR - 613 403 - TAMILNADU

Department of Biochemistry

REPORT ON OUTGOING STUDENTS FEEDBACK - 2018-2019

Analysis of Outgoing students feedback-2018-2019
2019



[Handwritten Signature]
HOD

[Handwritten Signature]
DEAN




PRIST
DEEMED TO BE
UNIVERSITY
NAAC ACCREDITED
THANJAVUR - 613403 - TAMILNADU


Department of Biochemistry

REPORT ON STUDENTS SATISFACTION QUESTIONNAIRE - 2018-2019

| S. No | Criteria | Very Dissatisfied (%) | Dissatisfied (%) | Neither Satisfied or Dissatisfied (%) | Satisfied (%) | Very Satisfied (%) |
|-------|--|-----------------------|------------------|---------------------------------------|---------------|--------------------|
| 1 | Library Resources | 0 | 0 | 10 | 20 | 70 |
| 2 | Opportunities to Make Friends | 0 | 0 | 20 | 10 | 70 |
| 3 | Professionalism of Lectures & Tutors | 0 | 0 | 30 | 46 | 24 |
| 4 | Lecture theatres, tutorial rooms & Lab | 0 | 0 | 24 | 38 | 38 |
| 5 | Social Events | 0 | 0 | 10 | 20 | 70 |
| 6 | Level of Knowledge of Staff | 0 | 0 | 20 | 10 | 70 |
| 7 | Availability of Computers & Technology | 0 | 0 | 24 | 38 | 38 |
| 8 | Opportunities to develop close friends | 0 | 0 | 10 | 20 | 70 |
| 9 | Quality of Education | 0 | 0 | 30 | 46 | 24 |
| 10 | Extra Campus Facilities | 0 | 0 | 20 | 10 | 70 |
| 11 | Pursue Social Interests | 0 | 0 | 46 | 30 | 24 |
| 12 | Quality of Staff | 0 | 0 | 30 | 46 | 24 |
| 13 | Places to study on campus | 0 | 0 | 20 | 10 | 70 |
| 14 | Quality of Social life | 0 | 0 | 10 | 20 | 70 |
| 15 | Interest of teaching staff on student progress | 0 | 0 | 30 | 46 | 24 |
| 16 | Student Support Services | 0 | 0 | 24 | 38 | 38 |
| 17 | Chances to spend enjoyable time | 0 | 0 | 10 | 20 | 70 |
| 18 | Teaching ability of Tutors & Lectures | 0 | 0 | 46 | 30 | 24 |
| 19 | Quality of Campus Facilities | 0 | 0 | 38 | 24 | 38 |

Number of response :50


HOD


Dean

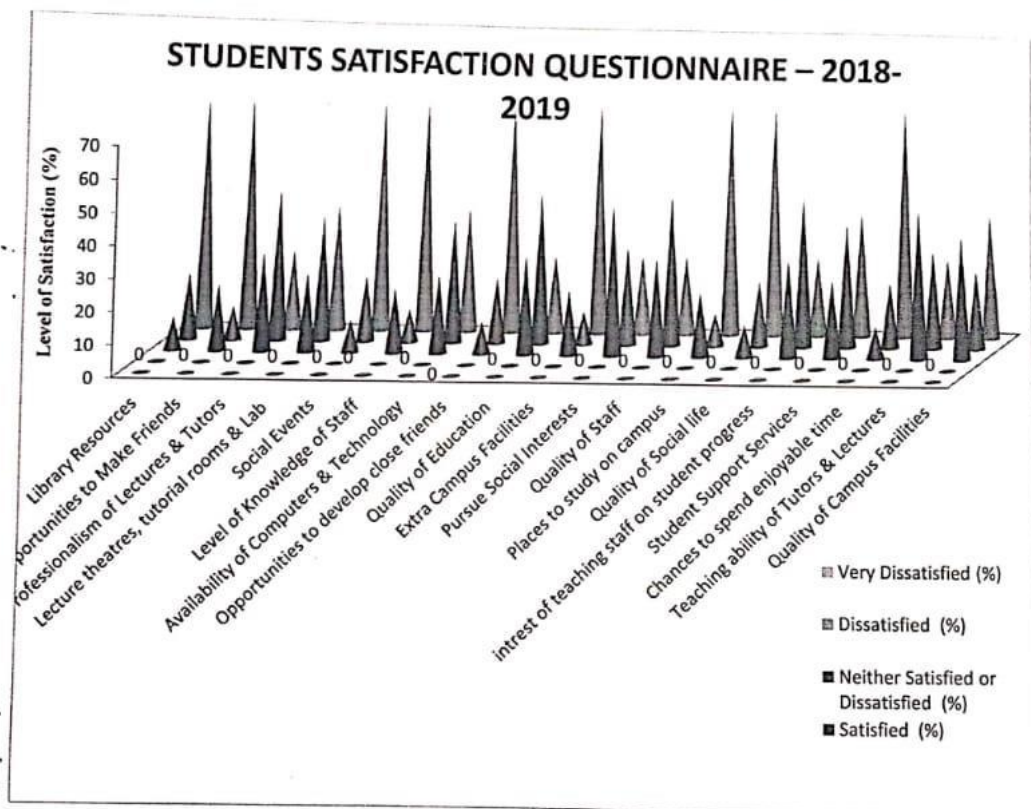


PRIST
DEEMED TO BE
UNIVERSITY
NAAC ACCREDITED

THANJAVUR - 613 403 - TAMILNADU

Department of Biochemistry

REPORT ON STUDENTS SATISFACTION QUESTIONNAIRE - 2018-2019



[Handwritten Signature]

HOD

[Handwritten Signature]

Dean

2018-2019



DEPARTMENT OF ENGLISH
REPORT ON ALUMNI FEEDBACK - 2018-2019

| S. No | Attributes | Strongly Agree(in %) | Agree (in %) | Neutr al(in %) | Disagr ee(in %) | Strongly Disagree(in %) |
|-------|--|----------------------|--------------|----------------|-----------------|-------------------------|
| 1 | Feel proud to be the student of PRIST | 53 | 21 | 15 | 6 | 5 |
| 2 | Learning useful in my career | 50 | 32 | 11 | 1 | 6 |
| 3 | Development in the Institution in recent years | 41 | 32 | 17 | 7 | 3 |
| 4 | New courses are introduced in this Institution | 47 | 34 | 7 | 8 | 4 |
| 5 | Alumni involvement in PRIST | 58 | 26 | 11 | 1 | 4 |
| 6 | Institution was intellectually stimulating | 42 | 41 | 7 | 6 | 4 |
| 7 | Courses help me to develop my ability to work | 49 | 37 | 11 | 2 | 1 |
| 8 | Course motivated to come out with my best ability | 53 | 30 | 11 | 4 | 2 |
| 9 | Teachers are involved inspired me to take me role models | 47 | 32 | 14 | 5 | 2 |
| 10 | Course provide my interest and creative thinking | 37 | 31 | 20 | 6 | 6 |
| 11 | improve written and oral communication skills | 38 | 32 | 17 | 6 | 7 |
| 12 | Course develop my problem solving skills | 37 | 27 | 22 | 8 | 6 |
| 13 | Course helped me to plan my own work | 52 | 23 | 21 | 2 | 2 |
| 14 | Active contribution to life at Institution | 50 | 32 | 14 | 1 | 3 |

Total Response - 25

K. Srinivas

HOD

Department of English
Ponnalyah Ramajayam Institute of
Science & Technology (PRIST)
Deemed to be University
Vallam, Thanjavur - 613 403.

HS


Dean

School of Arts & Science
Ponnalyah Ramajayam Institute of
Science & Technology (PRIST)
Deemed to be University
Vallam, Thanjavur - 613 403.



PRIST
DEEMED TO BE
UNIVERSITY
NAAC ACCREDITED
THANJAVUR - 613 403 - TAMILNADU

DEPARTMENT OF ENGLISH
REPORT ON ALUMNI FEEDBACK - 2018-2019



K. Srinivas
HOD

[Signature]
DEAN

HOD
Department of English
Ponnaiyah Ramajayam Institute of
Science & Technology (PRIST)
Deemed to be University
Vallam, Thanjavur - 613 403

Dean
School of Arts & Science
Ponnaiyah Ramajayam Institute of
Science & Technology (PRIST)
Deemed to be University
Vallam, Thanjavur - 613 403.



PRIST
DEEMED TO BE
UNIVERSITY
NAAC ACCREDITED
THANJAVUR - 613 403 - TAMILNADU

DEPARTMENT OF ENGLISH
REPORT ON PARENTS FEEDBACK - 2018-2019

| S. No | Attributes | Strongly Agree(in %) | Agree(in %) | Neutral(in %) | Disagree(in %) | Strongly Disagree(in %) |
|-------|---|----------------------|-------------|---------------|----------------|-------------------------|
| 1 | Getting Admission is a Pride | 63 | 21 | 15 | 1 | 0 |
| 2 | Admission Process is fair | 56 | 32 | 11 | 1 | 0 |
| 3 | Knowledge base improving through interaction with Faculty | 41 | 32 | 19 | 5 | 3 |
| 4 | Discipline | 57 | 32 | 7 | 2 | 2 |
| 5 | Atmosphere is conducive for learning | 62 | 26 | 11 | 1 | 0 |
| 6 | Positive change in the behaviour | 42 | 41 | 7 | 6 | 4 |
| 7 | Respect to PRIST | 49 | 37 | 11 | 2 | 1 |
| 8 | PRIST is one of the Best | 53 | 30 | 11 | 4 | 2 |
| 9 | Accessibility of Information | 47 | 32 | 14 | 5 | 2 |
| 10 | Curriculum is well designed | 37 | 31 | 22 | 6 | 4 |
| 11 | Employability focused in curriculum design | 38 | 32 | 17 | 6 | 7 |
| 12 | curriculum incorporates recent changes | 37 | 27 | 22 | 8 | 6 |
| 13 | issuing of certificates under Tatkal Scheme | 52 | 23 | 21 | 2 | 2 |
| 14 | Interaction with Institution officers | 53 | 32 | 14 | 1 | 0 |
| 15 | Employees are cooperative | 58 | 29 | 9 | 1 | 3 |
| 16 | Curriculum changes are progressive | 48 | 28 | 17 | 4 | 3 |

Total Response - 39

K. Srinivas
HOD

HOD
Department of English
Ponnaiyah Ramajayam Institute of
Science & Technology (PRIST)
Deemed to be University
Vallam, Thanjavur - 613 403.


SS
DEAN

Dean
School of Arts & Science
Ponnaiyah Ramajayam Institute of
Science & Technology (PRIST)
Deemed to be University
Vallam, Thanjavur - 613 403.



PRIST
 DEEMED TO BE
UNIVERSITY
 NAAC ACCREDITED
 THANJAVUR - 613 403 - TAMILNADU

DEPARTMENT OF ENGLISH
REPORT ON PARENTS FEEDBACK - 2018-2019



- Strongly Agree
- Agree
- Neutral
- Disagree
- Strongly Disagree

K. Srinivas

HOD

HOD

Department of English
 Ponnalyah Ramajayam Institute of
 Science & Technology (PRIST)
 Deemed to be University
 Vallam, Thanjavur - 613 403.

[Signature]

DEAN

Dean

School of Arts & Science
 Ponnalyah Ramajayam Institute of
 Science & Technology (PRIST)
 Deemed to be University
 Vallam, Thanjavur - 613 403.



PRIST
DEEMED TO BE
UNIVERSITY
NAAC ACCREDITED
THANJAVUR - 613 403 - TAMIL NADU

DEPARTMENT OF ENGLISH
REPORT ON STUDENT FEEDBACK - 2018-2019

| S. No | Criteria | Strongly Agree(in %) | Agree(in %) | Neutral(in %) | Disagree(in %) | Strongly Disagree(in %) |
|-------|--|----------------------|-------------|---------------|----------------|-------------------------|
| 1 | Library Resources | 51 | 20 | 17 | 11 | 1 |
| 2 | Opportunities to Make Friends | 50 | 21 | 16 | 9 | 5 |
| 3 | Professionalism of Lectures & Tutors | 51 | 21 | 23 | 5 | 0 |
| 4 | Lecture theatres, tutorial rooms & Lab | 49 | 22 | 24 | 4 | 1 |
| 5 | Social Events | 51 | 20 | 22 | 6 | 1 |
| 6 | Level of Knowledge of Staff | 50 | 21 | 24 | 4 | 1 |
| 7 | Availability of Computers & Technology | 52 | 22 | 17 | 6 | 2 |
| 8 | Opportunities to develop close friends | 61 | 24 | 12 | 2 | 0 |
| 9 | Quality of Education | 52 | 28 | 13 | 6 | 0 |
| 10 | Extra Campus Facilities | 57 | 22 | 15 | 5 | 1 |
| 11 | Pursue Social Interests | 59 | 24 | 13 | 4 | 0 |
| 12 | Quality of Staff | 52 | 26 | 16 | 6 | 0 |
| 13 | Places to study on campus | 65 | 21 | 12 | 2 | 0 |
| 14 | Quality of Social life | 51 | 17 | 24 | 5 | 2 |
| 15 | Interest of teaching staff on student progress | 52 | 20 | 24 | 4 | 0 |
| 16 | Student Support Services | 65 | 21 | 12 | 1 | 1 |
| 17 | Chances to spend enjoyable time | 59 | 21 | 12 | 9 | 0 |
| 18 | Teaching ability of Tutors & Lectures | 66 | 20 | 12 | 2 | 0 |
| 19 | Quality of Campus Facilities | 68 | 17 | 12 | 1 | 1 |

Total Response - 82

[Signature]

HOD

Department of English
Ponnaiyah Ramajayam Institute of
Science & Technology (PRIST)
Deemed to be University
Thanjavur - 613 403.

[Signature]

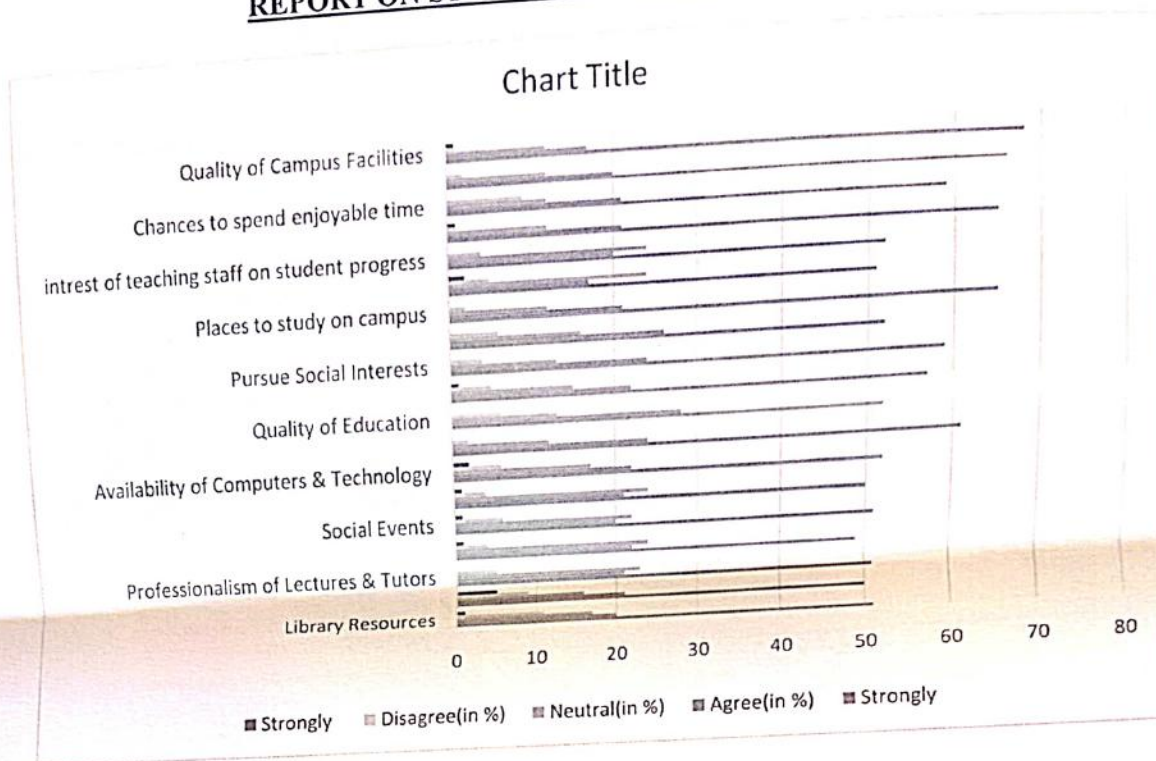
Dean

School of Arts & Science
Ponnaiyah Ramajayam Institute of
Science & Technology (PRIST)
Deemed to be University
Thanjavur - 613 403.



PRIST
DEEMED TO BE
UNIVERSITY
NAAC ACCREDITED
THANJAVUR - 613 403 - TAMIL NADU

DEPARTMENT OF ENGLISH
REPORT ON STUDENT FEEDBACK - 2018-2019



K. Shilpa

HOD

HOD

Department of English
Ponnaiyah Ramajayam Institute of
Science & Technology (PRIST)
Deemed to be University
Vallam, Thanjavur - 613 403.

DEAN

Dean
School of Arts & Science
Ponnaiyah Ramajayam Institute of
Science & Technology (PRIST)
Deemed to be University
Vallam, Thanjavur - 613 403.



PRIST
DEEMED TO BE
UNIVERSITY
NAAC ACCREDITED
THANJAVUR - 613 403 - TAMIL NADU

DEPARTMENT OF ENGLISH
REPORT ON FACULTY FEEDBACK - 2018-2019

| S.NO | Criteria | Strongly Agree(in %) | Agree(in %) | Neutral(in %) | Disagree(in %) | Strongly Disagree(in %) |
|------|---|----------------------|-------------|---------------|----------------|-------------------------|
| 1. | Syllabus is suitable to the course and need based. | 79 | 8 | 13 | 0 | 0 |
| 2. | The course/syllabus has good balance between theory and Practical | 83 | 17 | 0 | 0 | 0 |
| 3. | The learning objectives are clear and appropriate to the programme | 88 | 8 | 4 | 0 | 0 |
| 4. | The system followed by the university for the design and development of curriculum is effective | 75 | 25 | 0 | 0 | 0 |
| 5. | The curriculum has the potential in developing the habit of self learning among the students | 67 | 29 | 4 | 0 | 0 |
| 6. | The curriculum has focus on skill development. | 63 | 33 | 4 | 0 | 0 |
| 7. | The books prescribed/listed as reference materials are relevant, update and appropriate | 67 | 25 | 8 | 0 | 0 |
| 8. | The curriculum has been updated from time to time. | 79 | 21 | 0 | 0 | 0 |
| 9. | Is the subject / its syllabus interesting for majority of students | 83 | 13 | 4 | 0 | 0 |
| 10. | Does the syllabus cover modern & advanced topics? | 67 | 29 | 4 | 0 | 0 |

Total Response - 24

K. Shival

HOD

Department of English
Ponnaiyah Ramajayam Institute of
Science & Technology (PRIST)
Deemed to be University
Vallam, Thanjavur - 613 403.

[Signature]

Dean

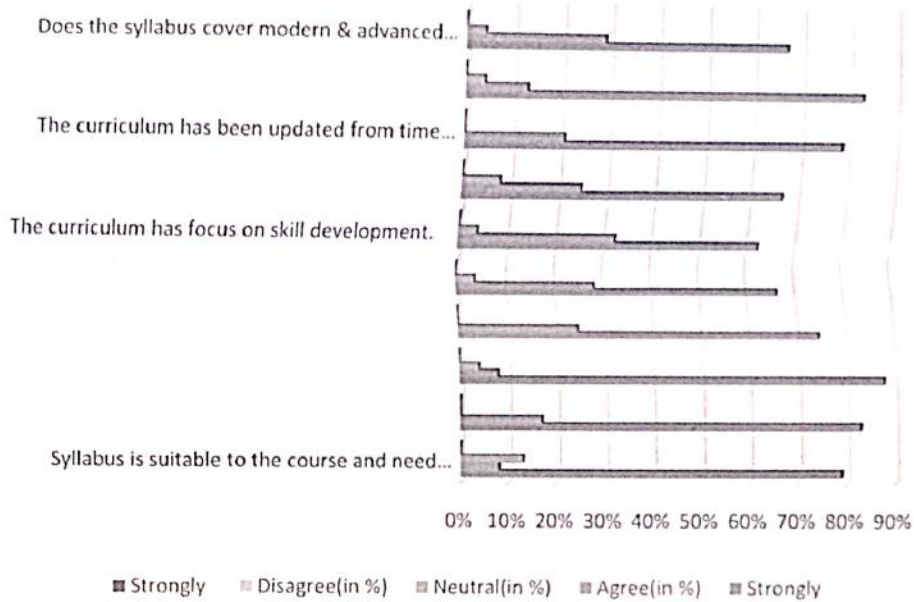
School of Arts & Science
Ponnaiyah Ramajayam Institute of
Science & Technology (PRIST)
Deemed to be University
Vallam, Thanjavur - 613 403.



PRIST
DEEMED TO BE
UNIVERSITY
NAAC ACCREDITED
THANJAVUR - 613 403 - TAMIL NADU

DEPARTMENT OF ENGLISH
REPORT ON FACULTY FEEDBACK - 2018-2019

Chart Title



K. Srida

HOD

HOD
Department of English
Ponnalyah Ramajayam Institute of
Science & Technology (PRIST)
Deemed to be University
Vallam, Thanjavur - 613 403.

RSV

DEAN

Dean
School of Arts & Science
Ponnalyah Ramajayam Institute of
Science & Technology (PRIST)
Deemed to be University
Vallam, Thanjavur - 613 403.



PRIST
DEEMED TO BE
UNIVERSITY
NAAC ACCREDITED
THANJAVUR - 613 403 - TAMIL NADU

DEPARTMENT OF ENGLISH
REPORT ON EMPLOYER FEEDBACK - 2018-2019

| S.N | Criteria | Excellent (in %) | Good (in %) | Satisfactory (in %) |
|-----|---|------------------|-------------|---------------------|
| 1 | Rate your opinion on the relevancy/ sufficiency of the courses meeting the industry requirements? | 77 | 15 | 8 |
| 2 | Rate the applicability of the tools/activities/case studies presented in the curriculum facilitating more employability skills among graduates. | 69 | 31 | 0 |
| 3 | How effective is the Curriculum in developing analytical and problem-solving skills | 62 | 15 | 23 |
| 4 | Does the curriculum include value added courses/ soft skill training/ domain specific electives for enhancing constructive learning. | 85 | 15 | 0 |
| 5 | Rate the scope of the syllabus in enhancing entrepreneurship skills/ lifelong learning/ human values and ethics. | 69 | 8 | 23 |
| 6 | Curriculum reflects current trends and practices in the respective disciplines. | 69 | 15 | 15 |
| 7 | Does the curriculum effectively cover topics on fundamentals and latest technology? | 92 | 8 | 0 |
| 8 | The academic initiatives of the institution contributes towards achieving the Mission and Vision of the institution | 54 | 38 | 8 |
| 9 | Rate the proficiency of our graduates to adapt to industry requirements | 77 | 15 | 8 |
| 10 | The curriculum facilitates an overall holistic development of the student? | 69 | 8 | 23 |

Total Response - 13

K. Shilpa

HOD

Department of English
Ponnaiyah Ramajayam Institute of
Science & Technology (PRIST)
Deemed to be University
Vallam, Thanjavur - 613 403.

[Signature]

Dean

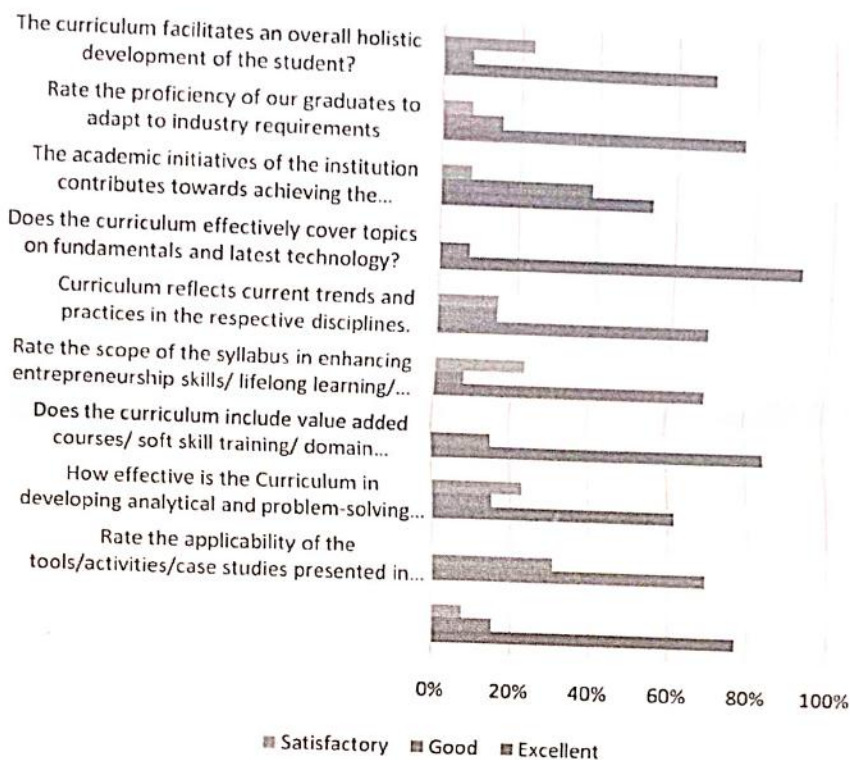
School of Arts & Science
Ponnaiyah Ramajayam Institute of
Science & Technology (PRIST)
Deemed to be University
Vallam, Thanjavur - 613 403.



PRIST
DEEMED TO BE
UNIVERSITY
NAAC ACCREDITED
THANJAVUR - 613 403 - TAMIL NADU

DEPARTMENT OF ENGLISH
REPORT ON EMPLOYER FEEDBACK - 2018-2019

Chart Title



[Signature]
HOD

[Signature]
DEAN

HOD
Department of English
Ponnaiyah Ramajayam Institute of
Science & Technology (PRIST)
Deemed to be University
Vallam, Thanjavur - 613 403.

Dean
School of Arts & Science
Ponnaiyah Ramajayam Institute of
Science & Technology (PRIST)
Deemed to be University
Vallam, Thanjavur - 613 403.

DEPARTMENT OF CHEMISTRY

REPORT ON ALUMNI FEEDBACK - 2018-2019

| S.No | Attributes | | | | | | Total |
|------|--|----------------|-------|---------|----------|-------------------|-------|
| | | Strongly Agree | Agree | Neutral | Disagree | Strongly Disagree | |
| 1 | Feel proud to be the student of PRIST | 48 | 26 | 19 | 4 | 3 | 100 |
| 2 | Learning useful in my career | 49 | 27 | 18 | 4 | 2 | 100 |
| 3 | Development in the Institute in recent years | 51 | 26 | 19 | 3 | 1 | 100 |
| 4 | New courses are introduced in this Institute | 52 | 29 | 18 | 1 | 0 | 100 |
| 5 | Alumni involvement in PRIST | 50 | 27 | 20 | 3 | 0 | 100 |
| 6 | Institute was intellectually stimulating | 49 | 30 | 19 | 2 | 0 | 100 |
| 7 | Courses help me to develop my ability to work | 51 | 30 | 19 | 0 | 0 | 100 |
| 8 | Course motivated to come out with my best ability | 49 | 32 | 18 | 1 | 0 | 100 |
| 9 | Teachers are involved inspired me to take me role models | 56 | 29 | 15 | 0 | 0 | 100 |
| 10 | Course provide my interest and creative thinking | 55 | 28 | 17 | 0 | 0 | 100 |
| 11 | improve written and oral communication skills | 54 | 27 | 18 | 1 | 0 | 100 |
| 12 | Course develop my problem solving skills | 53 | 31 | 15 | 1 | 0 | 100 |
| 13 | Course helped me to plan my own work | 52 | 29 | 16 | 2 | 1 | 100 |
| 14 | Active contribution to life at Institute | 51 | 25 | 19 | 3 | 2 | 100 |

[Signature]
Dean
School of Arts & Science
Ponnaiyah Ramalayam Institute of
Science & Technology (PRIST)
Deemed to be University
Vallam, Thanjavur-613 403.


[Signature]
PRIST
COORDINATOR
Vallam, Thanjavur-613 403



PRIST
DEEMED TO BE
UNIVERSITY
NAAC ACCREDITED
TIANJAVUR - 613 403 - TAMIL NADU

DEPARTMENT OF CHEMISTRY

REPORT ON ALUMNI FEEDBACK - 2018-2019




Dean
School of Arts & Sciences
Pondicherry Institute of Technology
Vallam, Thanjavur

Head of the Department
Department of Chemistry
PRIST Deemed to be University
Vallam, Thanjavur - 613403

DEPARTMENT OF CHEMISTRY

REPORT ON OUTGOING STUDENTS FEEDBACK - 2018-2019

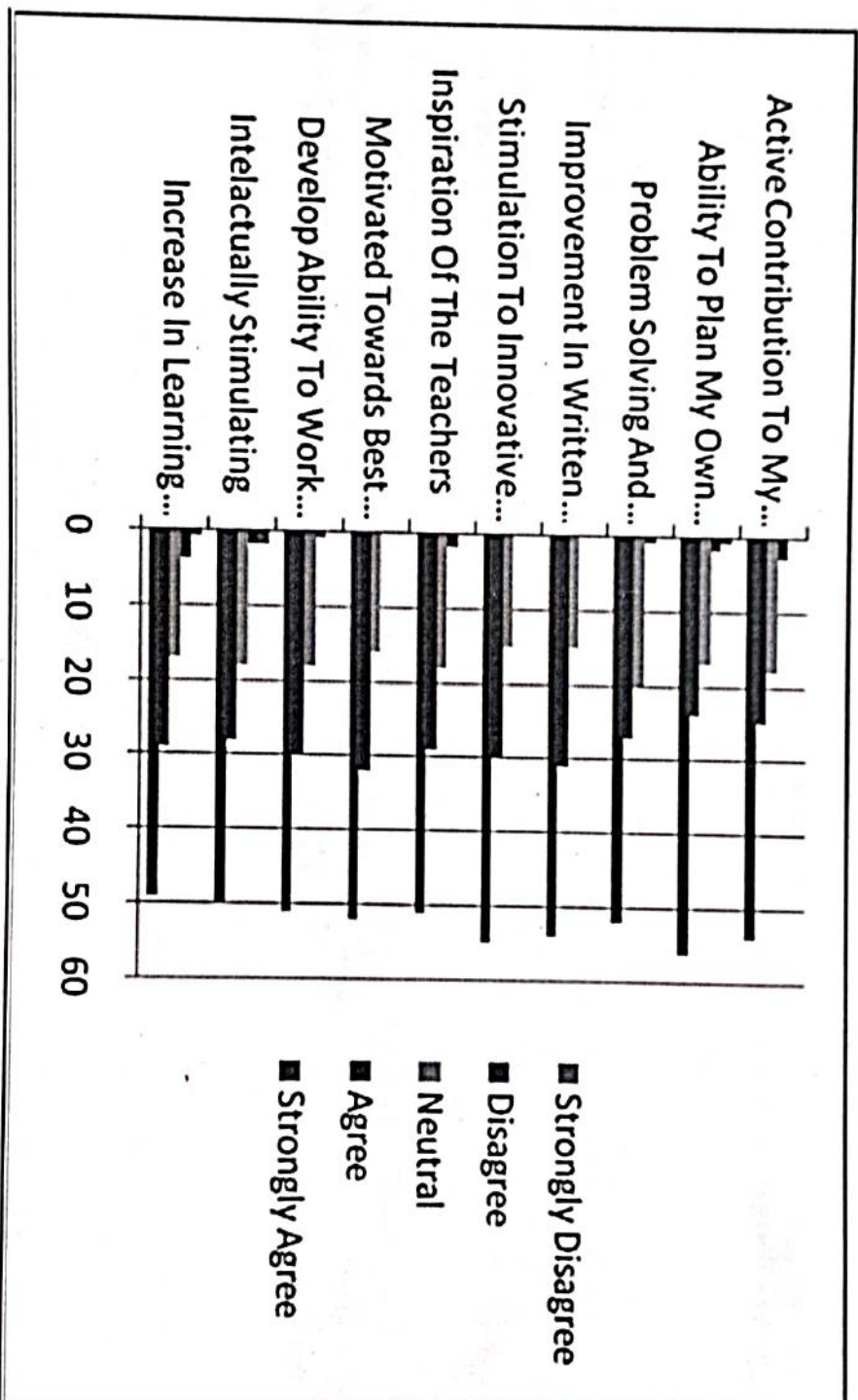
| S.No | Attributes | Strongly Agree | Agree | Neutral | Disagree | Strongly disagree | Total |
|------|---|----------------|-------|---------|----------|-------------------|-------|
| 1 | Increase In Learning Capacity | 49 | 29 | 17 | 4 | 1 | 100 |
| 2 | Intellectually Stimulating | 50 | 28 | 18 | 2 | 2 | 100 |
| 3 | Develop Ability To Work Efficiently | 51 | 30 | 18 | 1 | 0 | 100 |
| 4 | Motivated Towards Best Ability | 52 | 32 | 16 | 0 | 0 | 100 |
| 5 | Inspiration Of The Teachers | 51 | 29 | 18 | 2 | 0 | 100 |
| 6 | Stimulation To Innovative Thinking | 55 | 30 | 15 | 0 | 0 | 100 |
| 7 | Improvement In Written And Oral Communication | 54 | 31 | 15 | 0 | 0 | 100 |
| 8 | Problem Solving And Critical Thinking Skills | 52 | 27 | 20 | 1 | 0 | 100 |
| 9 | Ability To Plan My Own Work | 56 | 24 | 17 | 2 | 1 | 100 |
| 10 | Active Contribution To My Life | 54 | 25 | 18 | 3 | 0 | 100 |


Dean
School of Arts & Science
Ponnaiyah Ramajayam Institute of
Science & Technology (PRIST)
Deemed to be University
Vallam, Thanjavur-613 403.



Head of the Department
Department of Chemistry
PRIST Deemed to be University
Vallam, Thanjavur -613403

DEPARTMENT OF CHEMISTRY

REPORT ON OUTGOING STUDENTS FEEDBACK - 2018-2019



- Strongly Disagree
- Disagree
- Neutral
- Agree
- Strongly Agree



 Dean
 School of Arts & Sciences
 Pottuvilam Ramajayam Institute of
 Science & Technology (PRIST)
 Deemed to be University
 Vallam, Thanjavur - 613 403.


Head of the Department
 Department of Chemistry
 P. S. COORDINATOR
 PRIST UNIVERSITY
 Vallam, Thanjavur - 613 403

DEPARTMENT OF CHEMISTRY

REPORT ON PARENTS FEEDBACK - 2018-2019

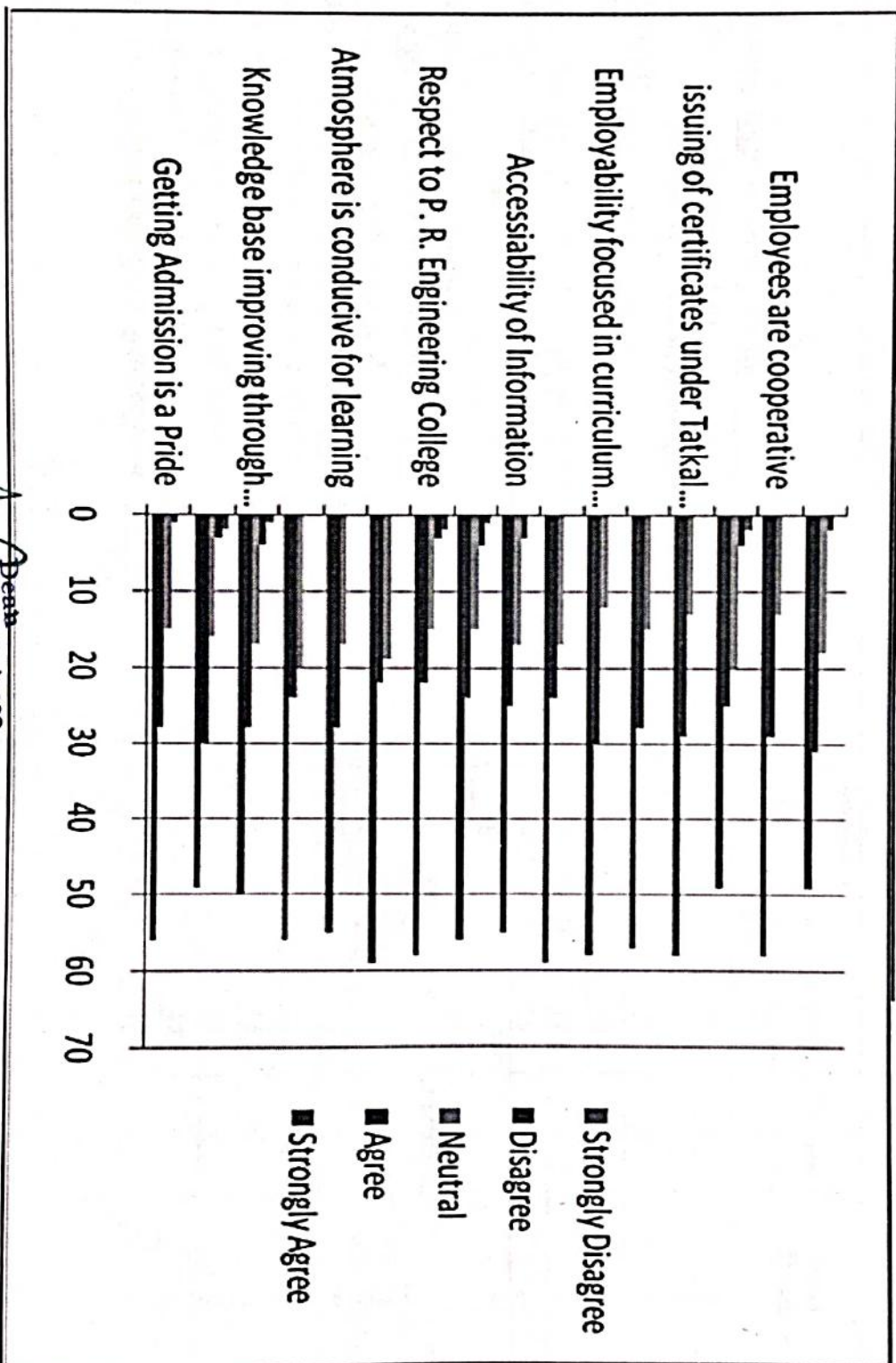
| S. No | Attributes | Strongly Agree | Agree | Neutral | Disagree | Strongly Disagree | Total |
|-------|---|----------------|-------|---------|----------|-------------------|-------|
| 1 | Getting Admission is a Pride | 56 | 28 | 15 | 1 | 0 | 100 |
| 2 | Admission Process is fair | 49 | 30 | 16 | 3 | 2 | 100 |
| 3 | Knowledge base improving through interaction with Faculty | 50 | 28 | 17 | 4 | 1 | 100 |
| 4 | Discipline | 56 | 24 | 20 | 0 | 0 | 100 |
| 5 | Atmosphere is conducive for learning | 55 | 28 | 17 | 0 | 0 | 100 |
| 6 | Positive change in the behaviour | 59 | 22 | 19 | 0 | 0 | 100 |
| 7 | Respect to PRIST | 58 | 22 | 15 | 3 | 2 | 100 |
| 8 | PRIST is one of the Best | 56 | 24 | 15 | 4 | 1 | 100 |
| 9 | Accessibility of Information | 55 | 25 | 17 | 3 | 0 | 100 |
| 10 | Curriculum is well designed | 59 | 24 | 17 | 0 | 0 | 100 |
| 11 | Employability focused in curriculum design | 58 | 30 | 12 | 0 | 0 | 100 |
| 12 | curriculum incorporates recent changes | 57 | 28 | 15 | 0 | 0 | 100 |
| 13 | issuing of certificates under Takkal Scheme | 58 | 29 | 13 | 0 | 0 | 100 |
| 14 | Interaction with Institute officers | 49 | 25 | 20 | 4 | 2 | 100 |
| 15 | Employees are cooperative | 58 | 29 | 13 | 0 | 0 | 100 |
| 16 | Curriculum changes are progressive | 49 | 31 | 18 | 2 | 0 | 100 |


Dean
 School of Arts & Science
 Padiriyah Ramajayam Institute of
 Science & Technology (PRIST)
 Deemed to be University
 Vallam, Thanjavur-613 403.


Head of the Department
 Department of Chemistry
 PRIST Deemed to be University
 Vallam, Thanjavur-613403.

DEPARTMENT OF CHEMISTRY

REPORT ON PARENTS FEEDBACK - 2018-2019



Dean
 School of Arts & Science
 Poraiyath Ramajayam Institute of
 Science & Technology (PRIST)
 Deemed to be University
 Vallam, Thanjavur-613 403.


Head of the Department
 Department of Chemistry
 PRIST Deemed to be University
COORDINATOR
 Vallam, Thanjavur - 613403



DEPARTMENT OF CHEMISTRY

REPORT ON STUDENTS SATISFACTION QUESTIONNAIRE - 2018-2019

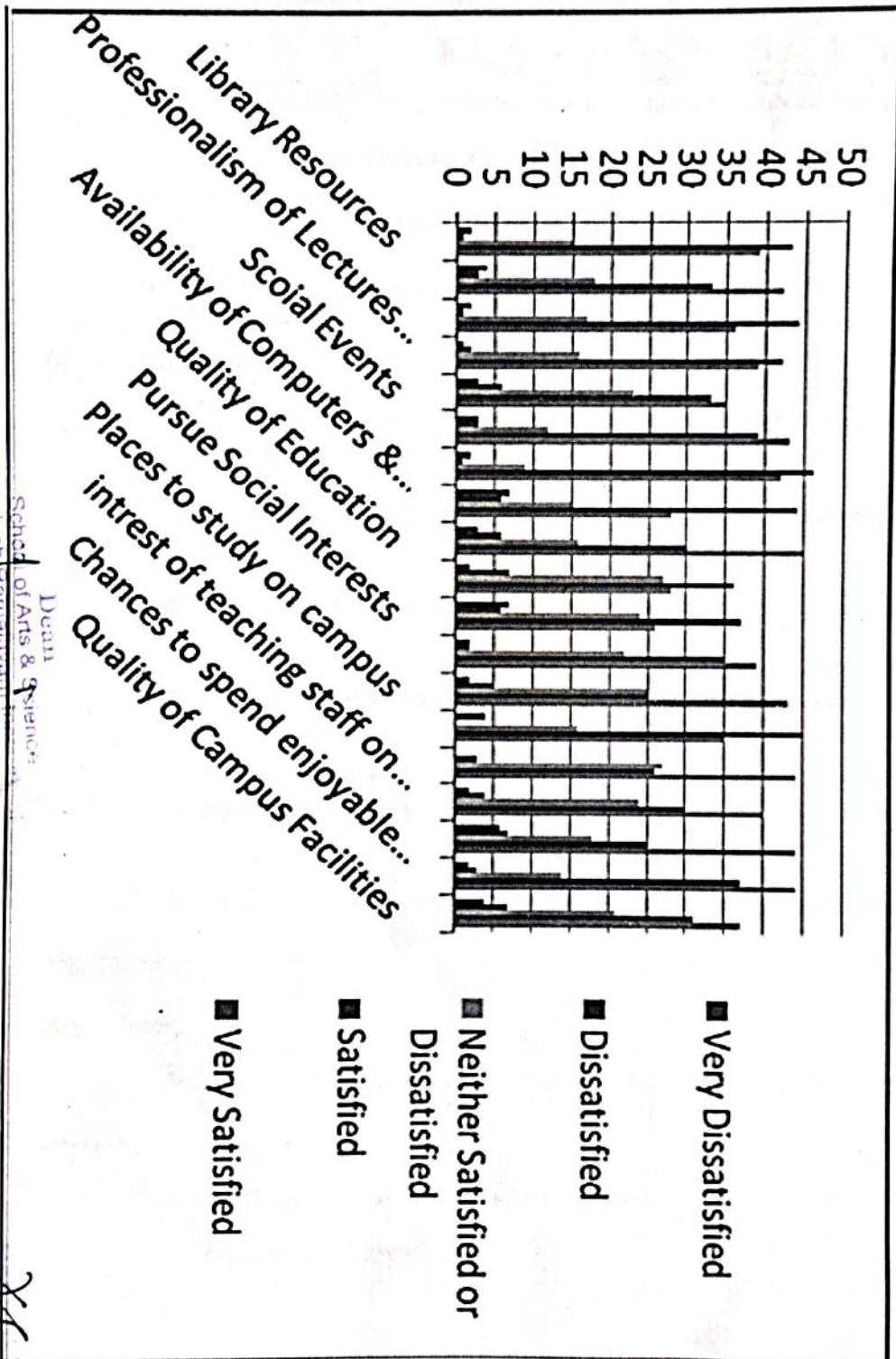
| S.No | Criteria | Very Dissatisfied | | Neither Satisfied or Dissatisfied | | Very Satisfied | | Total |
|------|--|-------------------|-----------|-----------------------------------|-----------|----------------|-----------|-------|
| | | Dissatisfied | Satisfied | Dissatisfied | Satisfied | Dissatisfied | Satisfied | |
| 1 | Library Resources | 2 | 1 | 15 | 43 | 39 | 100 | |
| 2 | Opportunities to Make Friends | 4 | 3 | 18 | 33 | 42 | 100 | |
| 3 | Professionalism of Lectures & Tutors | 2 | 1 | 17 | 44 | 36 | 100 | |
| 4 | Lecture theatres, tutorial rooms & Lab | 1 | 2 | 16 | 42 | 39 | 100 | |
| 5 | Social Events | 3 | 6 | 23 | 33 | 35 | 100 | |
| 6 | Level of Knowledge of Staff | 3 | 3 | 12 | 39 | 43 | 100 | |
| 7 | Availability of Computers & Technology | 2 | 1 | 9 | 46 | 42 | 100 | |
| 8 | Opportunities to develop close friends | 7 | 6 | 15 | 44 | 28 | 100 | |
| 9 | Quality of Education | 3 | 6 | 16 | 30 | 45 | 100 | |
| 10 | Extra Campus Facilities | 2 | 7 | 27 | 36 | 28 | 100 | |
| 11 | Pursue Social Interests | 7 | 6 | 24 | 37 | 26 | 100 | |
| 12 | Quality of Staff | 2 | 2 | 22 | 35 | 39 | 100 | |
| 13 | Places to study on campus | 2 | 5 | 25 | 25 | 43 | 100 | |
| 14 | Quality of Social life | 4 | 0 | 16 | 45 | 35 | 100 | |
| 15 | Interest of teaching staff on student progress | 0 | 3 | 27 | 26 | 44 | 100 | |
| 16 | Student Support Services | 2 | 4 | 24 | 30 | 40 | 100 | |
| 17 | Chances to spend enjoyable time | 6 | 7 | 18 | 25 | 44 | 100 | |
| 18 | Teaching ability of Tutors & Lectures | 2 | 3 | 14 | 37 | 44 | 100 | |


 Dean
 School of Arts & Science
 P. Govan Ramalayam (PRIST)
 Science & Technology
 Deemed to be University
 Vallam, Thanjavur-613 403.

Head of the Department
 Department of Chemistry
 PRIST
 COORDINATOR
 Vallam, Thanjavur-613 403

DEPARTMENT OF CHEMISTRY

REPORT ON STUDENTS SATISFACTION QUESTIONNAIRE - 2018-2019



School of Arts & Science
 Ponnaiyan Ramarajam
 Science Technology
 Deemed to be University
 Vallam, Thanjavur-613 403

Department of Chemistry
 COORDINATOR
 Vallam, Thanjavur-613403

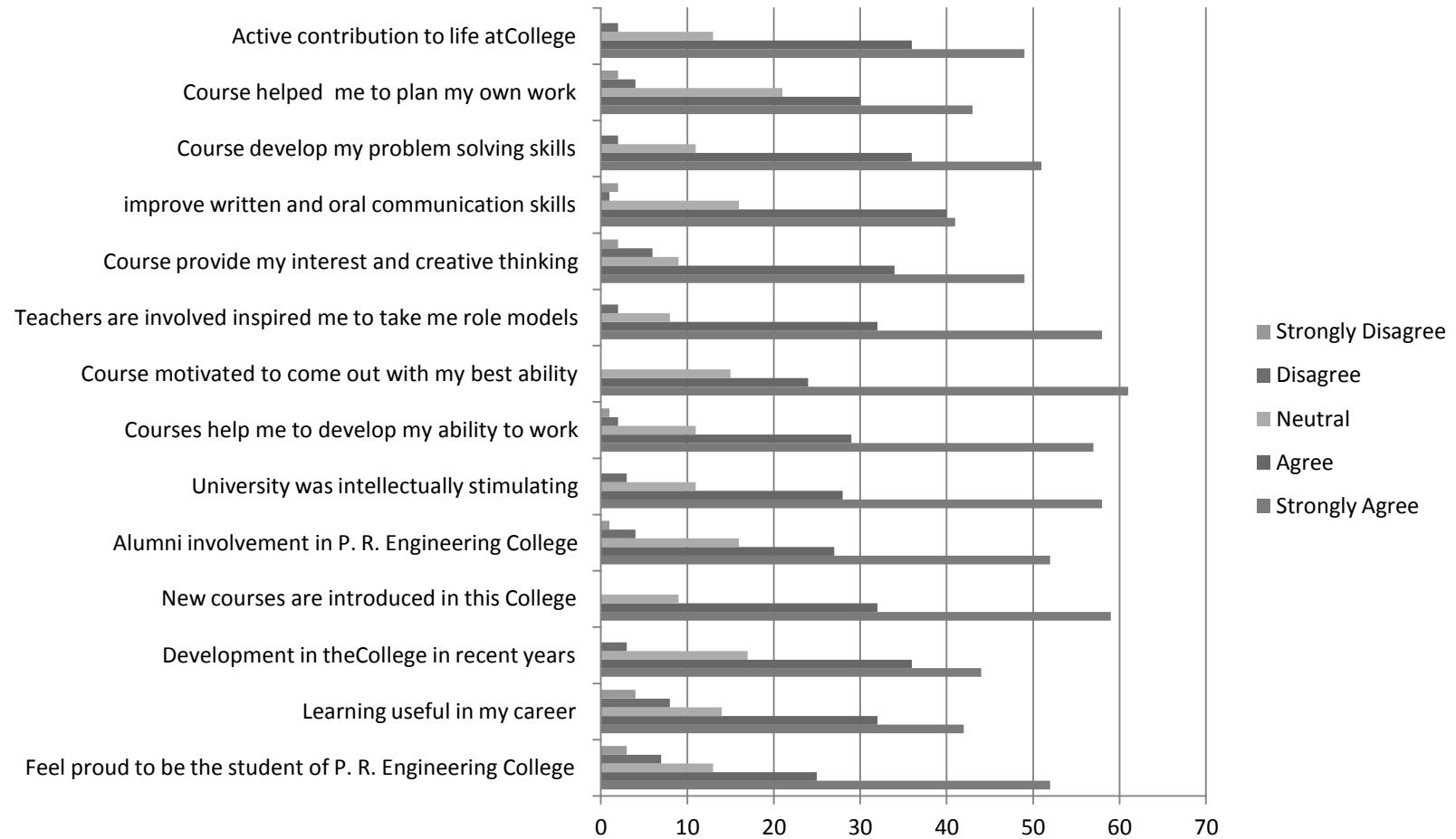


PRIST
DEEMED TO BE
UNIVERSITY
NAAC ACCREDITED
THANJAVUR – 613 403 - TAMILNADU

Department of Mechanical Engineering
REPORT ON ALUMNI FEEDBACK – 2018-2019

| S. No | | Strongly Agree (in %) | Agree (in %) | Neutral (in %) | Disagree (in %) | Strongly Disagree (in %) |
|-----------------------|--|-----------------------|--------------|----------------|-----------------|--------------------------|
| 1 | Feel proud to be the student of PRIST | 55 | 27 | 13 | 5 | 0 |
| 2 | Learning useful in my career | 45 | 30 | 14 | 11 | 4 |
| 3 | Development in the Institute in recent years | 47 | 39 | 11 | 3 | 0 |
| 4 | New courses are introduced in this Institute | 59 | 32 | 9 | 0 | 0 |
| 5 | Alumni involvement in PRIST | 52 | 27 | 16 | 4 | 1 |
| 6 | University was intellectually stimulating | 58 | 28 | 11 | 3 | 0 |
| 7 | Courses help me to develop my ability to work | 57 | 29 | 11 | 2 | 1 |
| 8 | Course motivated to come out with my best ability | 61 | 24 | 15 | 0 | 0 |
| 9 | Teachers are involved inspired me to take me role models | 58 | 32 | 8 | 2 | 0 |
| 10 | Course provide my interest and creative thinking | 49 | 34 | 9 | 6 | 2 |
| 11 | improve written and oral communication skills | 41 | 40 | 16 | 1 | 2 |
| 12 | Course develop my problem solving skills | 51 | 36 | 11 | 2 | 0 |
| 13 | Course helped me to plan my own work | 43 | 30 | 21 | 4 | 2 |
| 14 | Active contribution to life at Institute | 49 | 36 | 13 | 2 | 0 |
| Total responses = 100 | | | | | | |

ANALYSIS OF ALUMNI FEEDBACK – 2018-2019



C. S. Jayaram

HOD

S. S. Kumar

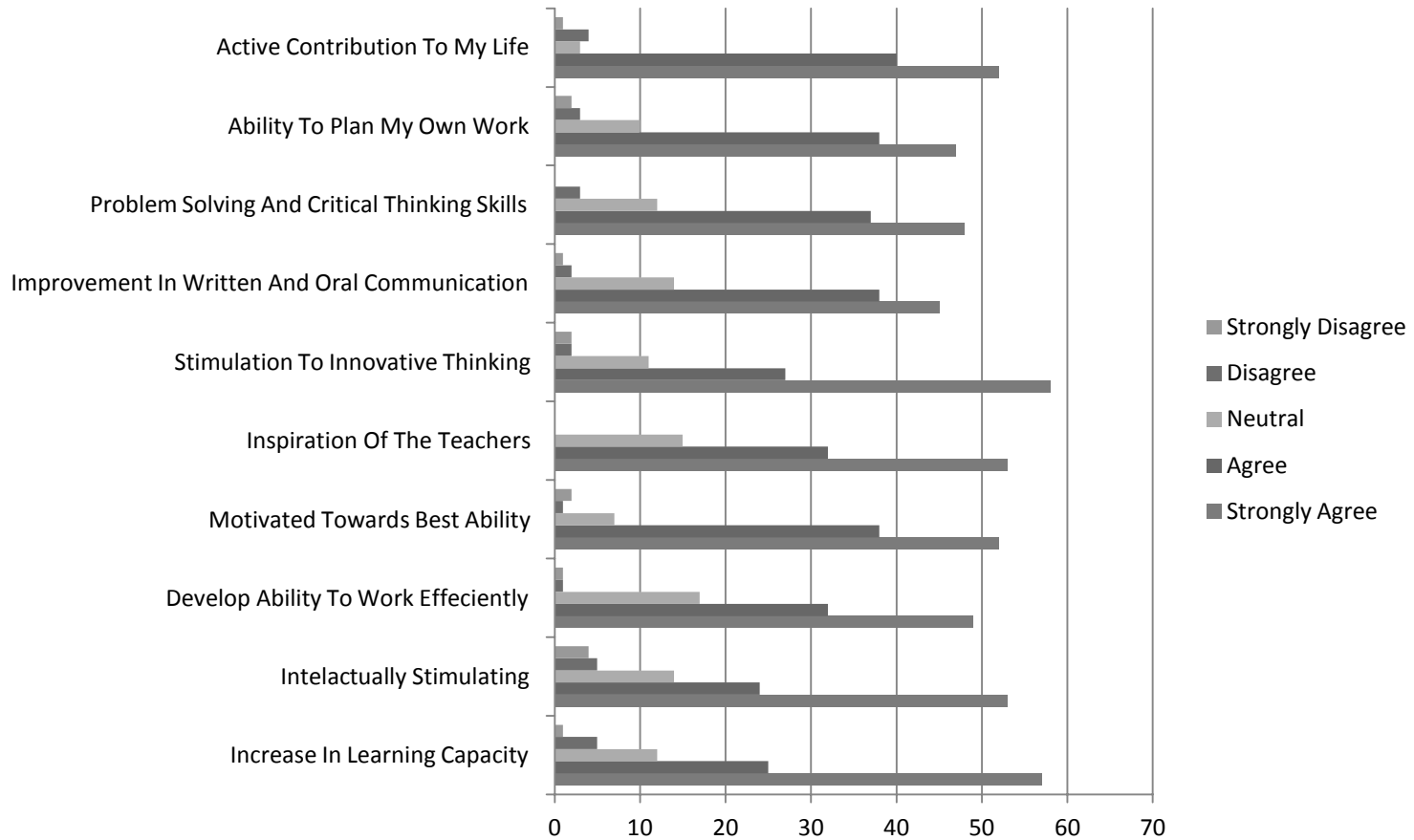
Dean



Department of Mechanical Engineering
REPORT ON OUTGOING STUDENTS FEEDBACK – 2018-2019

| S. No | Attributes | Strongly Agree (in %) | Agree (in %) | Neutral (in %) | Disagree (in %) | Strongly Disagree (in %) |
|------------------------------|---|-----------------------|--------------|----------------|-----------------|--------------------------|
| 1 | Increase in learning capacity | 57 | 25 | 12 | 5 | 1 |
| 2 | Intellectually stimulating | 53 | 24 | 14 | 5 | 4 |
| 3 | Develop ability to work efficiently | 49 | 32 | 17 | 1 | 1 |
| 4 | Motivated towards best ability | 52 | 38 | 7 | 1 | 2 |
| 5 | Inspiration of the teachers | 53 | 32 | 15 | 0 | 0 |
| 6 | Stimulation to innovative thinking | 58 | 27 | 11 | 2 | 2 |
| 7 | Improvement in written and oral communication | 45 | 38 | 14 | 2 | 1 |
| 8 | Problem solving and critical thinking skills | 48 | 37 | 12 | 3 | 0 |
| 9 | Ability to plan my own work | 47 | 38 | 10 | 3 | 2 |
| 10 | Active contribution to my life | 52 | 40 | 3 | 4 | 1 |
| Total responses = 100 | | | | | | |

ANALYSIS OF OUTGOING STUDENTS FEEDBACK – 2018-2019



C. Jay

HOD

[Signature]

Dean

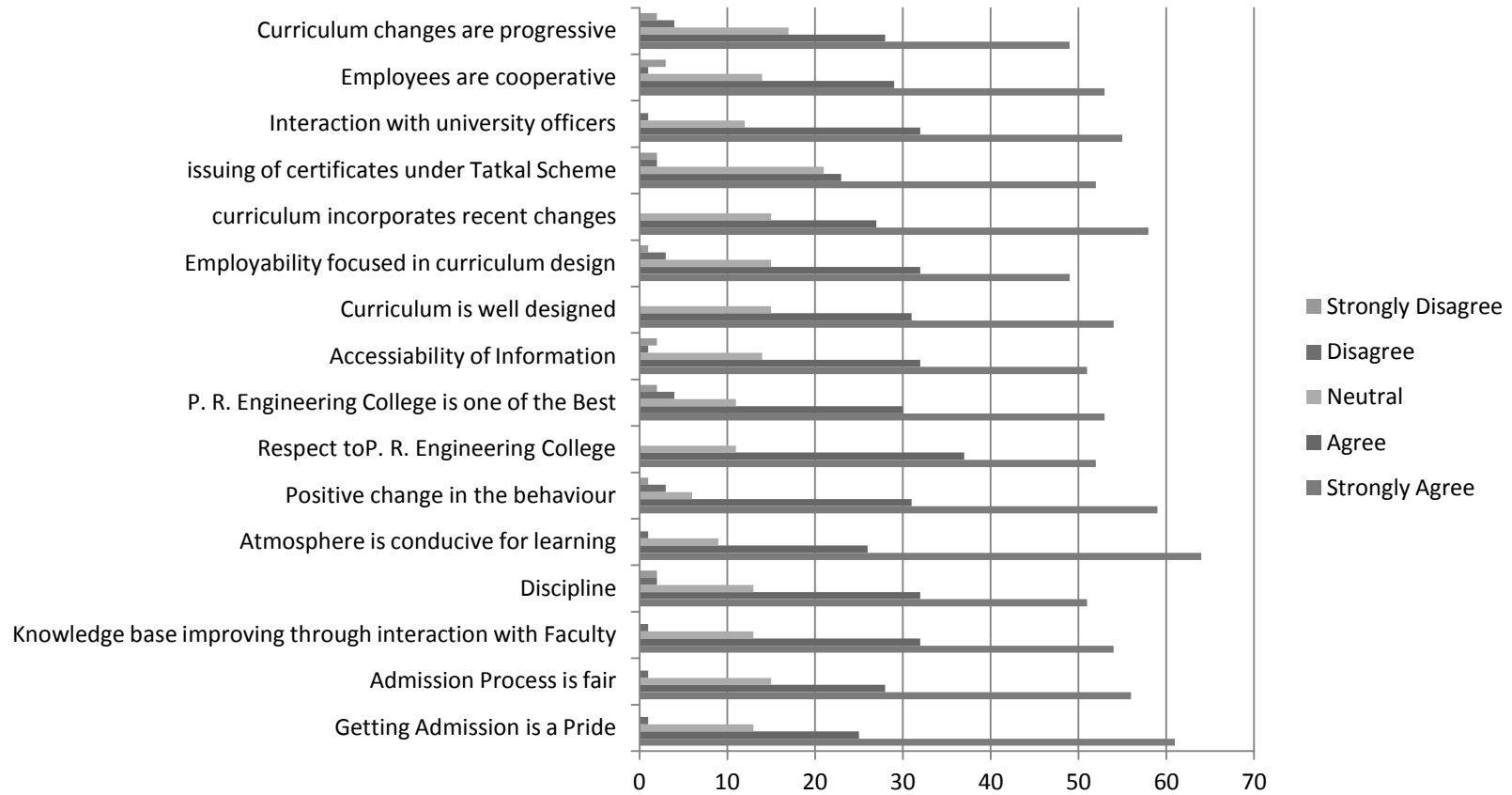


PRIST
DEEMED TO BE
UNIVERSITY
NAAC ACCREDITED
THANJAVUR – 613 403 - TAMILNADU

Department of Mechanical Engineering
REPORT ON PARENTS FEEDBACK – 2018-2019

| S. No | Attributes | Strongly Agree (in %) | Agree (in %) | Neutral (in %) | Disagree (in %) | Strongly Disagree (in %) |
|------------------------------|---|-----------------------|--------------|----------------|-----------------|--------------------------|
| 1 | Getting Admission is a Pride | 55 | 30 | 10 | 2 | 3 |
| 2 | Admission Process is fair | 53 | 42 | 5 | 0 | 0 |
| 3 | Knowledge base improving through interaction with Faculty | 51 | 35 | 10 | 4 | 0 |
| 4 | Discipline | 51 | 32 | 13 | 2 | 2 |
| 5 | Atmosphere is conducive for learning | 64 | 26 | 9 | 1 | 0 |
| 6 | Positive change in the behavior | 52 | 35 | 6 | 6 | 1 |
| 7 | Respect to PRIST | 52 | 37 | 11 | 0 | 0 |
| 8 | PRIST is one of the Best | 53 | 30 | 11 | 4 | 2 |
| 9 | Accessibility of Information | 51 | 32 | 14 | 1 | 2 |
| 10 | Curriculum is well designed | 54 | 31 | 15 | 0 | 0 |
| 11 | Employability focused in curriculum design | 49 | 32 | 15 | 3 | 1 |
| 12 | curriculum incorporates recent changes | 58 | 27 | 15 | 0 | 0 |
| 13 | issuing of certificates under Tatkal Scheme | 52 | 23 | 21 | 2 | 2 |
| 14 | Interaction with university officers | 55 | 32 | 12 | 1 | 0 |
| 15 | Employees are cooperative | 53 | 29 | 14 | 1 | 3 |
| 16 | Curriculum changes are progressive | 49 | 28 | 17 | 4 | 2 |
| Total responses = 100 | | | | | | |

ANALYSIS OF PARENTS FEEDBACK – 2018-2019



[Handwritten Signature]

HOD

[Handwritten Signature]

Dean



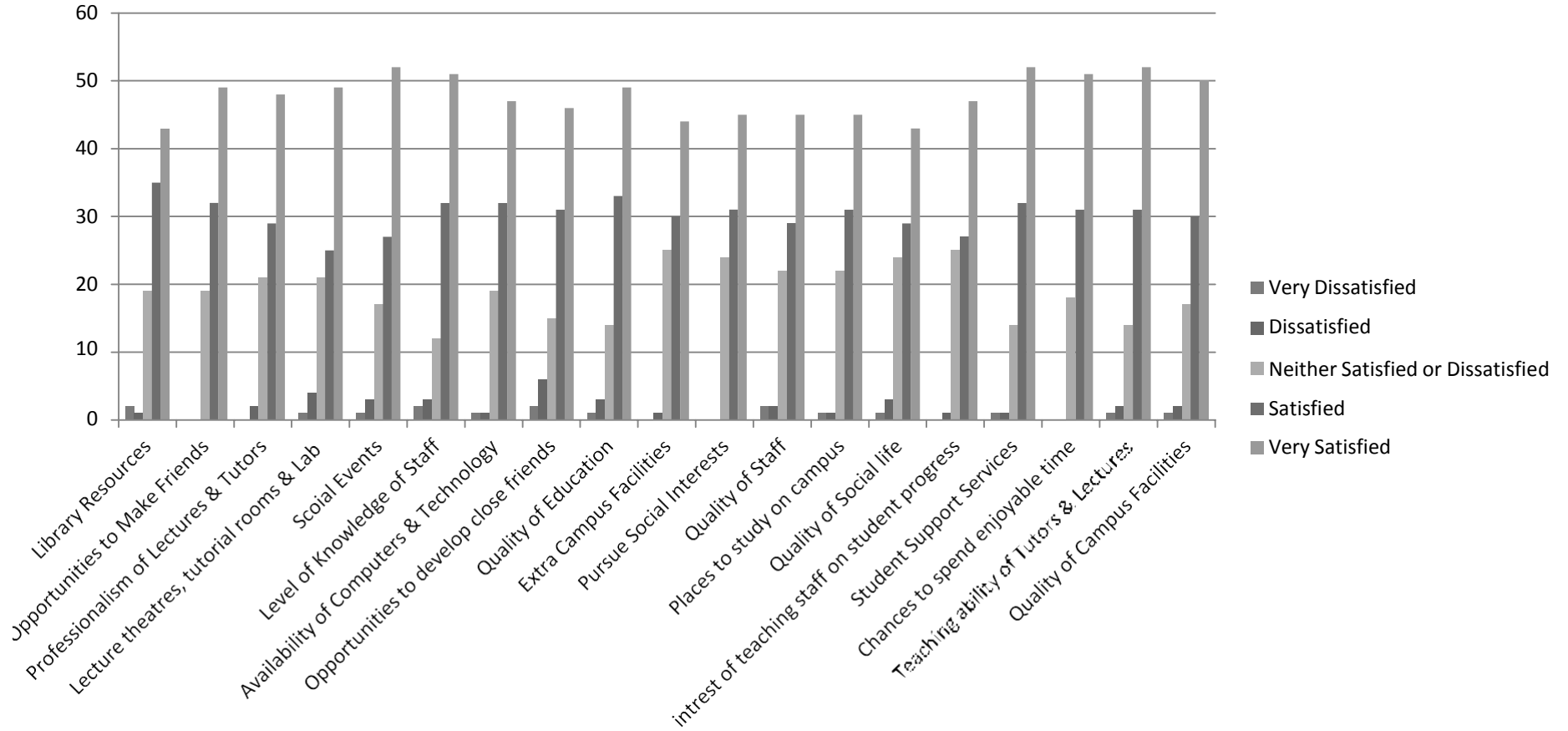
PRIST
DEEMED TO BE
UNIVERSITY
NAAC ACCREDITED
THANJAVUR – 613 403 - TAMILNADU

Department of Mechanical Engineering
REPORT ON STUDENTS SATISFACTION QUESTIONNAIRE – 2018-2019

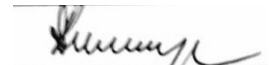
| S. No | Criteria | Very Dissatisfied (in %) | Dissatisfied (in %) | Neither Satisfied or Dissatisfied (in %) | Satisfied (in %) | Very Satisfied (in %) |
|-------|--|-----------------------------|------------------------|---|---------------------|-----------------------------|
| 1 | Library Resources | 0 | 2 | 17 | 35 | 46 |
| 2 | Opportunities to Make Friends | 0 | 0 | 15 | 35 | 50 |
| 3 | Professionalism of Lectures & Tutors | 0 | 3 | 25 | 25 | 47 |
| 4 | Lecture theatres, tutorial rooms & Lab | 1 | 4 | 21 | 25 | 49 |
| 5 | Social Events | 2 | 4 | 15 | 27 | 52 |
| 6 | Level of Knowledge of Staff | 2 | 3 | 14 | 35 | 46 |
| 7 | Availability of Computers & Technology | 1 | 1 | 19 | 32 | 47 |
| 8 | Opportunities to develop close friends | 2 | 6 | 15 | 31 | 46 |
| 9 | Quality of Education | 1 | 3 | 14 | 33 | 49 |
| 10 | Extra Campus Facilities | 0 | 1 | 25 | 30 | 44 |
| 11 | Pursue Social Interests | 0 | 0 | 24 | 31 | 45 |
| 12 | Quality of Staff | 2 | 2 | 22 | 29 | 45 |
| 13 | Places to study on campus | 1 | 1 | 22 | 31 | 45 |
| 14 | Quality of Social life | 1 | 3 | 24 | 29 | 43 |
| 15 | Interest of teaching staff on student progress | 0 | 1 | 25 | 27 | 47 |
| 16 | Student Support Services | 1 | 1 | 14 | 32 | 52 |
| 17 | Chances to spend enjoyable time | 0 | 0 | 18 | 31 | 51 |
| 18 | Teaching ability of Tutors & Lectures | 1 | 2 | 14 | 31 | 52 |
| 19 | Quality of Campus Facilities | 3 | 4 | 15 | 32 | 46 |

Total responses = 100

ANALYSIS OF REPORT ON STUDENTS SATISFACTION QUESTIONNAIRE – 2018-2019




HOD


Dean



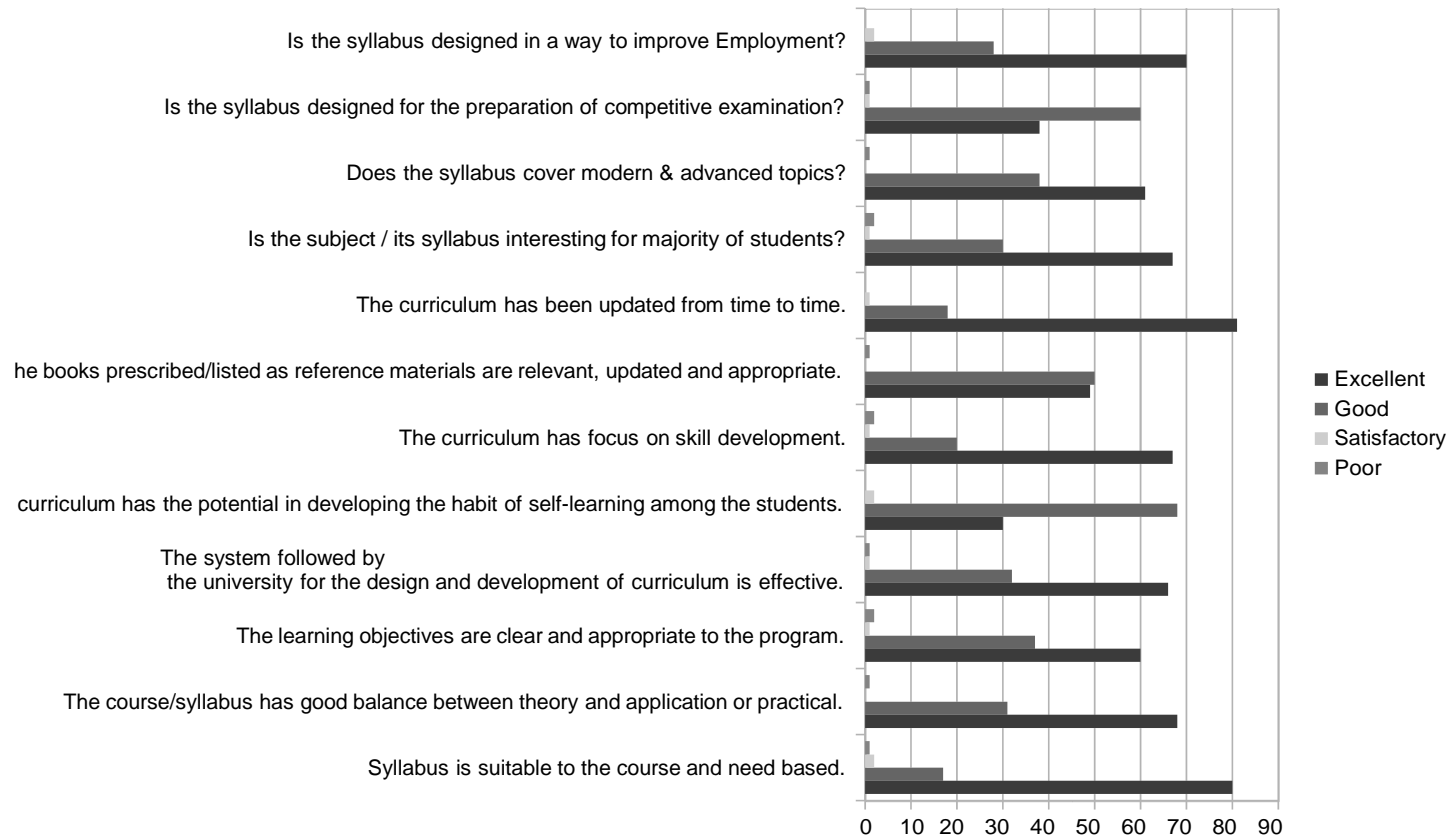
PRIST
DEEMED TO BE
UNIVERSITY
NAAC ACCREDITED
THANJAVUR – 613 403 - TAMILNADU

Department of Mechanical Engineering
Report of the Faculty Feedback on Curriculum(2018-2019)

| Sl.No | Parameter | Excellent (in %) | Good (in %) | Satisfactory (in %) | Poor (in %) |
|-------|--|---------------------|----------------|------------------------|----------------|
| 1 | Syllabus is suitable to the course and need based. | 66 | 30 | 2 | 2 |
| 2 | The course/syllabus has good balance between theory and application or practical. | 90 | 08 | 1 | 1 |
| 3 | The learning objectives are clear and appropriate to the program. | 60 | 37 | 3 | 0 |
| 4 | The system followed by the university for the design and development of curriculum is effective. | 61 | 37 | 1 | 1 |
| 5 | The curriculum has the potential in developing the habit of self-learning among the students. | 35 | 62 | 1 | 2 |
| 6 | The curriculum has focus on skill development. | 31 | 68 | 0 | 1 |
| 7 | The books prescribed/listed as reference materials are relevant, updated and appropriate. | 34 | 65 | 1 | 0 |
| 8 | The curriculum has been updated from time to time. | 61 | 38 | 0 | 1 |
| 9 | Is the subject/its syllabus interesting for majority of students? | 35 | 62 | 1 | 2 |

| | | | | | |
|------------------------------|--|----|----|---|---|
| 10 | Does the syllabus cover modern& advanced topics | 60 | 38 | 1 | 1 |
| 11 | Is the syllabus designed for the preparation of competitive examination? | 34 | 66 | 0 | 0 |
| 12 | Is the syllabus designed in away to improve Employment? | 96 | 2 | 2 | 0 |
| Total responses = 100 | | | | | |

Analysis of the Faculty Feedback on Curriculum(2018-2019)



[Handwritten Signature]

HOD

[Handwritten Signature]

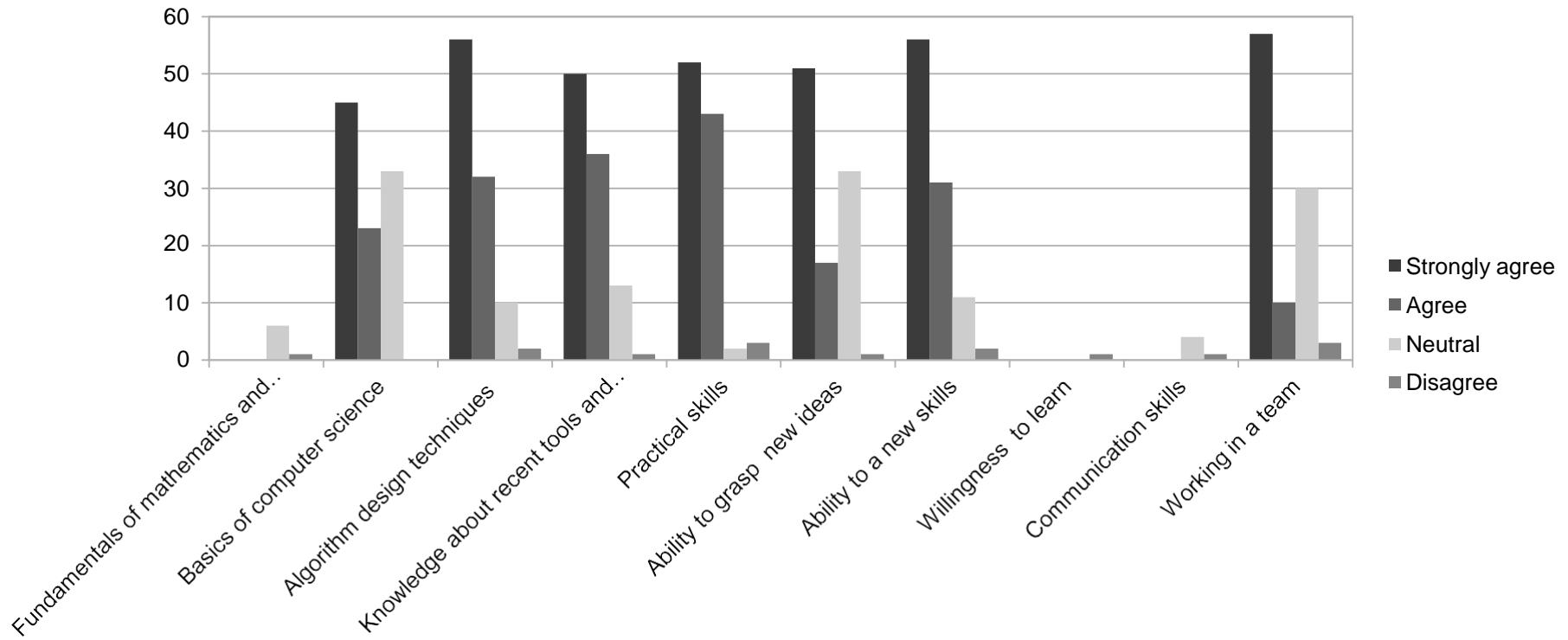
Dean



Department of Mechanical Engineering
Report of the Employer Feedback on Curriculum(2018-2019)

| Sl.No | Parameter | Strongly Agree (in %) | Agree (in %) | Neutral (in %) | Disagree (in %) |
|------------------------------|---|-----------------------|--------------|----------------|-----------------|
| 1 | Fundamentals of mathematics and science of the students | 56 | 33 | 10 | 1 |
| 2 | Basics of computer science | 45 | 23 | 32 | 0 |
| 3 | Algorithm design techniques | 50 | 43 | 6 | 1 |
| 4 | Knowledge about recent tools and their usage | 50 | 36 | 13 | 1 |
| 5 | Practical skills | 57 | 10 | 30 | 3 |
| 6 | Ability to grasp new ideas | 51 | 17 | 31 | 1 |
| 7 | Ability to a new skills | 56 | 31 | 11 | 2 |
| 8 | Willingness to learn | 56 | 32 | 10 | 2 |
| 9 | Communication skills | 52 | 43 | 3 | 2 |
| 10 | Working in a team | 52 | 43 | 2 | 3 |
| Total responses = 100 | | | | | |

Analysis of the Employer Feedback on Curriculum(2018-2019)



[Handwritten Signature]

HOD

[Handwritten Signature]

Dean




PRIST
DEEMED TO BE
UNIVERSITY
NAAC ACCREDITED
THANJAVUR - 613 403 - TAMIL NADU

DEPARTMENT OF COMMERCE

REPORT ON ALUMNI FEEDBACK - 2018-2019

| S.No | Attributes | Strongly Agree | Agree | Neutral | Disagree | Strongly Disagree | Total |
|------|--|----------------|-------|---------|----------|-------------------|-------|
| 1 | Feel proud to be the student of PRIST | 53 | 21 | 15 | 6 | 5 | 100 |
| 2 | Learning useful in my career | 50 | 32 | 11 | 1 | 6 | 100 |
| 3 | Development in the Institution in recent years | 41 | 32 | 17 | 7 | 3 | 100 |
| 4 | New courses are introduced in this Institution | 47 | 34 | 7 | 8 | 4 | 100 |
| 5 | Alumni involvement in PRIST | 58 | 26 | 11 | 1 | 4 | 100 |
| 6 | Institution was intellectually stimulating | 42 | 41 | 7 | 6 | 4 | 100 |
| 7 | Courses help me to develop my ability to work | 49 | 37 | 11 | 2 | 1 | 100 |
| 8 | Course motivated to come out with my best ability | 53 | 30 | 11 | 4 | 2 | 100 |
| 9 | Teachers are involved inspired me to take me role models | 47 | 32 | 14 | 5 | 2 | 100 |
| 10 | Course provide my interest and creative thinking | 37 | 31 | 20 | 6 | 6 | 100 |
| 11 | improve written and oral communication skills | 38 | 32 | 17 | 6 | 7 | 100 |
| 12 | Course develop my problem solving skills | 37 | 27 | 22 | 8 | 6 | 100 |
| 13 | Course helped me to plan my own work | 52 | 23 | 21 | 2 | 2 | 100 |
| 14 | Active contribution to life at Institution | 50 | 32 | 14 | 1 | 3 | 100 |


HEAD
DEPARTMENT OF COMMERCE
PRIST UNIVERSITY
THANJAVUR - 613 403.

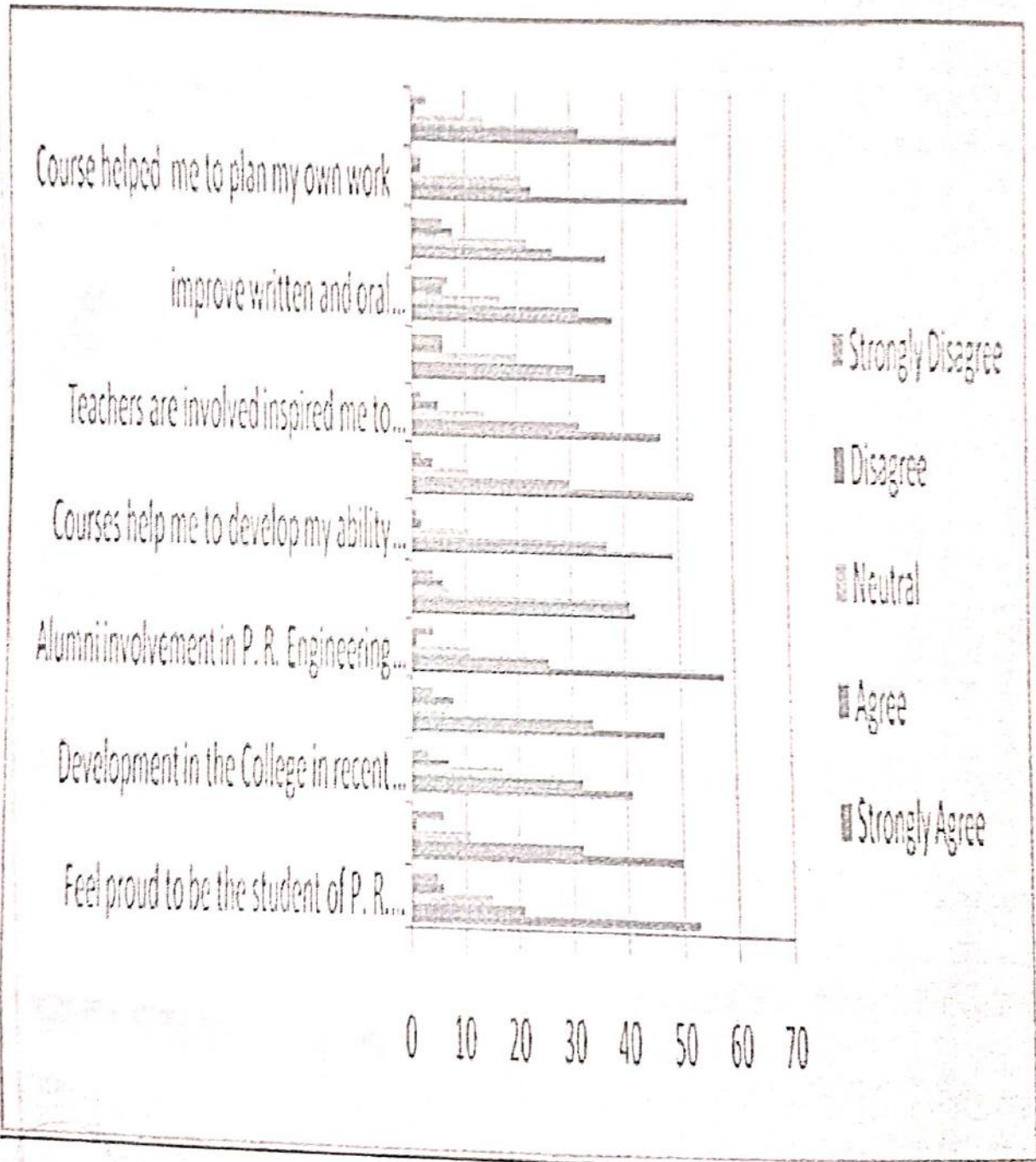

DEAN
Department of Commerce & Business Management
Sri Vidya Ramajayan Institute of
Science & Technology (PRIST)
Deemed to be University
3 of the UGC Act, 1956
THANJAVUR - 613 403, TAMIL NADU
COORDINATOR



PRIST
DEEMED TO BE
UNIVERSITY
NAAC ACCREDITED
THANJAVUR - 613 403 - TAMIL NADU

DEPARTMENT OF COMMERCE

REPORT ON ALUMNI FEEDBACK - 2018-2019



[Signature]
HEAD
DEPARTMENT OF COMMERCE
PRIST UNIVERSITY
THANJAVUR - 613 403.

[Signature]
DEPARTMENT OF COMMERCE & BUSINESS
SRI RAMESH RAMA
COORDINATOR
DEPARTMENT OF COMMERCE & BUSINESS
PRIST UNIVERSITY
THANJAVUR - 613 403, TAMIL NADU

DEPARTMENT OF COMMERCE

REPORT ON PARENTS FEEDBACK - 2018-2019

| S.No | Attributes | Strongly Agree | Agree | Neutral | Disagree | Strongly Disagree | Total |
|------|---|----------------|-------|---------|----------|-------------------|-------|
| 1 | Getting Admission is a Pride | 63 | 21 | 15 | 1 | 0 | 100 |
| 2 | Admission Process is fair | 56 | 32 | 11 | 1 | 0 | 100 |
| 3 | Knowledge base improving through interaction with Faculty | 41 | 32 | 19 | 5 | 3 | 100 |
| 4 | Discipline | 57 | 32 | 7 | 2 | 2 | 100 |
| 5 | Atmosphere is conducive for learning | 62 | 26 | 11 | 1 | 0 | 100 |
| 6 | Positive change in the behaviour | 42 | 41 | 7 | 6 | 4 | 100 |
| 7 | Respect to PRIST | 49 | 37 | 11 | 2 | 1 | 100 |
| 8 | PRIST is one of the Best | 53 | 30 | 11 | 4 | 2 | 100 |
| 9 | Accessibility of Information | 47 | 32 | 14 | 5 | 2 | 100 |
| 10 | Curriculum is well designed | 37 | 31 | 22 | 6 | 4 | 100 |
| 11 | Employability focused in curriculum design | 38 | 32 | 17 | 6 | 7 | 100 |
| 12 | curriculum incorporates recent changes | 37 | 27 | 22 | 8 | 6 | 100 |
| 13 | issuing of certificates under Tatkal Scheme | 52 | 23 | 21 | 2 | 2 | 100 |
| 14 | Interaction with Institution officers | 53 | 32 | 14 | 1 | 0 | 100 |
| 15 | Employees are cooperative | 58 | 29 | 9 | 1 | 3 | 100 |
| 16 | Curriculum changes are progressive | 48 | 28 | 17 | 4 | 3 | 100 |



 HEAD
 DEPARTMENT OF COMMERCE
 PRIST UNIVERSITY
 THANJAVUR - 613 403.


 DEAN
 Department of Commerce & Business Management
 Ponnaiyah Ramalaya Institute of Science & Technology
 PRIST UNIVERSITY
 THANJAVUR - 613 403.



DEPARTMENT OF COMMERCE

REPORT ON PARENTS FEEDBACK - 2018-2019



[Signature]
HEAD
DEPARTMENT OF COMMERCE
PRIST UNIVERSITY
THANJAVUR - 613 403.

[Signature]
DEAN
School of Commerce & Business Management
Periyar Government Arts College
Engineering & Technology (PRIST)
Thanjavur - 613 403, TAMIL NADU
COORDINATOR
The UGC Act, 1956




PRIST
DEEMED TO BE
UNIVERSITY
NAAC ACCREDITED
THANJAVUR - 613 403 - TAMIL NADU


DEPARTMENT OF MANAGEMENT STUDIES

REPORT ON PARENTS FEEDBACK - 2018-2019

| S. No | Attributes | Strongly Agree | Agree | Neutral | Disagree | Strongly Disagree | Total |
|-------|---|----------------|-------|---------|----------|-------------------|-------|
| 1 | Getting Admission is a Pride | 49 | 27 | 20 | 3 | 1 | 100 |
| 2 | Admission Process is fair | 47 | 30 | 20 | 3 | 0 | 100 |
| 3 | Knowledge base improving through interaction with Faculty | 58 | 25 | 15 | 2 | 0 | 100 |
| 4 | Discipline | 52 | 26 | 19 | 2 | 1 | 100 |
| 5 | Atmosphere is conducive for learning | 52 | 25 | 19 | 3 | 1 | 100 |
| 6 | Positive change in the behavior | 48 | 29 | 19 | 2 | 2 | 100 |
| 7 | Respect to PRIST | 52 | 28 | 16 | 2 | 2 | 100 |
| 8 | PRIST is one of the Best | 57 | 27 | 16 | 0 | 0 | 100 |
| 9 | Accessibility of Information | 58 | 26 | 15 | 1 | 0 | 100 |
| 10 | Curriculum is well designed | 53 | 25 | 19 | 2 | 1 | 100 |
| 11 | Employability focused in curriculum design | 52 | 24 | 20 | 2 | 2 | 100 |
| 12 | curriculum incorporates recent changes | 49 | 29 | 19 | 3 | 0 | 100 |
| 13 | issuing of certificates under Tatkal Scheme | 49 | 28 | 20 | 2 | 1 | 100 |
| 14 | Interaction with Institute officers | 46 | 32 | 18 | 3 | 1 | 100 |
| 15 | Employees are cooperative | 45 | 31 | 19 | 3 | 2 | 100 |
| 16 | Curriculum changes are progressive | 58 | 32 | 10 | 0 | 0 | 100 |


COORDINATOR - IQAC


Professor & Head,
PRIST SCHOOL OF BUSINESS,
PRIST UNIVERSITY,
VALLAM, THANJAVUR.


DEAN
School of Commerce & Business Management
Ponnaiyah Ramajayan Institute of
Science & Technology (PRIST)
Institution Deemed to be University
under Section 3 of the UGC Act 1956
THANJAVUR - 613 403, TAMIL NADU



PRIST
DEEMED TO BE
UNIVERSITY
NAAC ACCREDITED
THANJAVUR - 613403 - TAMIL NADU


DEPARTMENT OF MANAGEMENT STUDIES

REPORT ON PARENTS FEEDBACK - 2018-2019

| S.No | Attributes | Strongly Agree | Agree | Neutral | Disagree | Strongly Disagree | Total |
|------|---|----------------|-------|---------|----------|-------------------|-------|
| 1 | Getting Admission is a Pride | 49 | 27 | 20 | 3 | 1 | 100 |
| 2 | Admission Process is fair | 47 | 30 | 20 | 3 | 0 | 100 |
| 3 | Knowledge base improving through interaction with Faculty | 58 | 25 | 15 | 2 | 0 | 100 |
| 4 | Discipline | 52 | 26 | 19 | 2 | 1 | 100 |
| 5 | Atmosphere is conducive for learning | 52 | 25 | 19 | 3 | 1 | 100 |
| 6 | Positive change in the behavior | 48 | 29 | 19 | 2 | 2 | 100 |
| 7 | Respect to PRIST | 52 | 28 | 16 | 2 | 2 | 100 |
| 8 | PRIST is one of the Best | 57 | 27 | 16 | 0 | 0 | 100 |
| 9 | Accessibility of Information | 58 | 26 | 15 | 1 | 0 | 100 |
| 10 | Curriculum is well designed | 53 | 25 | 19 | 2 | 1 | 100 |
| 11 | Employability focused in curriculum design | 52 | 24 | 20 | 2 | 2 | 100 |
| 12 | curriculum incorporates recent changes | 49 | 29 | 19 | 3 | 0 | 100 |
| 13 | issuing of certificates under Tatkal Scheme | 49 | 28 | 20 | 2 | 1 | 100 |
| 14 | Interaction with Institute officers | 46 | 32 | 18 | 3 | 1 | 100 |
| 15 | Employees are cooperative | 45 | 31 | 19 | 3 | 2 | 100 |
| 16 | Curriculum changes are progressive | 58 | 32 | 10 | 0 | 0 | 100 |


COORDINATOR - IQAC


Professor & Head,
PRIST SCHOOL OF BUSINESS,
PRIST UNIVERSITY,
VALLAM, THANJAVUR.


DEAN
DEAN
School of Commerce & Business Management,
Ponnaiyan Ramaya, an Institute of
Science & Technology, (PRIST)
(Institutor Deemed to be University)
(U-3 of the UGC Act, 1956)
THANJAVUR - 613403, TAMIL NADU



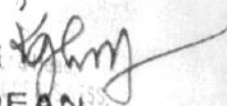
DEPARTMENT OF MANAGEMENT STUDIES

REPORT ON ALUMNI FEEDBACK - 2018-2019

| S.No | Attributes | Strongly Agree % | Agree | Neutral | Disagree | Strongly Disagree | Total % |
|------|--|------------------|-------|---------|----------|-------------------|---------|
| 1 | Feel proud to be the student of PRIST | 55 | 27 | 14 | 3 | 1 | 100 |
| 2 | Learning useful in my career | 55 | 31 | 11 | 2 | 1 | 100 |
| 3 | Development in the Institute in recent years | 53 | 30 | 17 | 0 | 0 | 100 |
| 4 | New courses are introduced in this Institute | 57 | 34 | 9 | 0 | 0 | 100 |
| 5 | Alumni involvement in PRIST | 50 | 30 | 16 | 3 | 1 | 100 |
| 6 | Institute was intellectually stimulating | 50 | 37 | 9 | 2 | 2 | 100 |
| 7 | Courses help me to develop my ability to work | 54 | 32 | 11 | 2 | 1 | 100 |
| 8 | Course motivated to come out with my best ability | 55 | 30 | 10 | 4 | 1 | 100 |
| 9 | Teachers are involved inspired me to take me role models | 53 | 32 | 11 | 3 | 1 | 100 |
| 10 | Course provide my interest and creative thinking | 52 | 31 | 14 | 2 | 1 | 100 |
| 11 | improve written and oral communication skills | 57 | 25 | 15 | 2 | 1 | 100 |
| 12 | Course develop my problem solving skills | 50 | 27 | 17 | 4 | 2 | 100 |
| 13 | Course helped me to plan my own work | 51 | 23 | 22 | 2 | 2 | 100 |
| 14 | Active contribution to life at Institute | 54 | 32 | 10 | 3 | 1 | 100 |


COORDINATOR - IQAC


Professor & Head,
PRIST SCHOOL OF BUSINESS,
PRIST UNIVERSITY,
VALLAM, THANJAVUR.

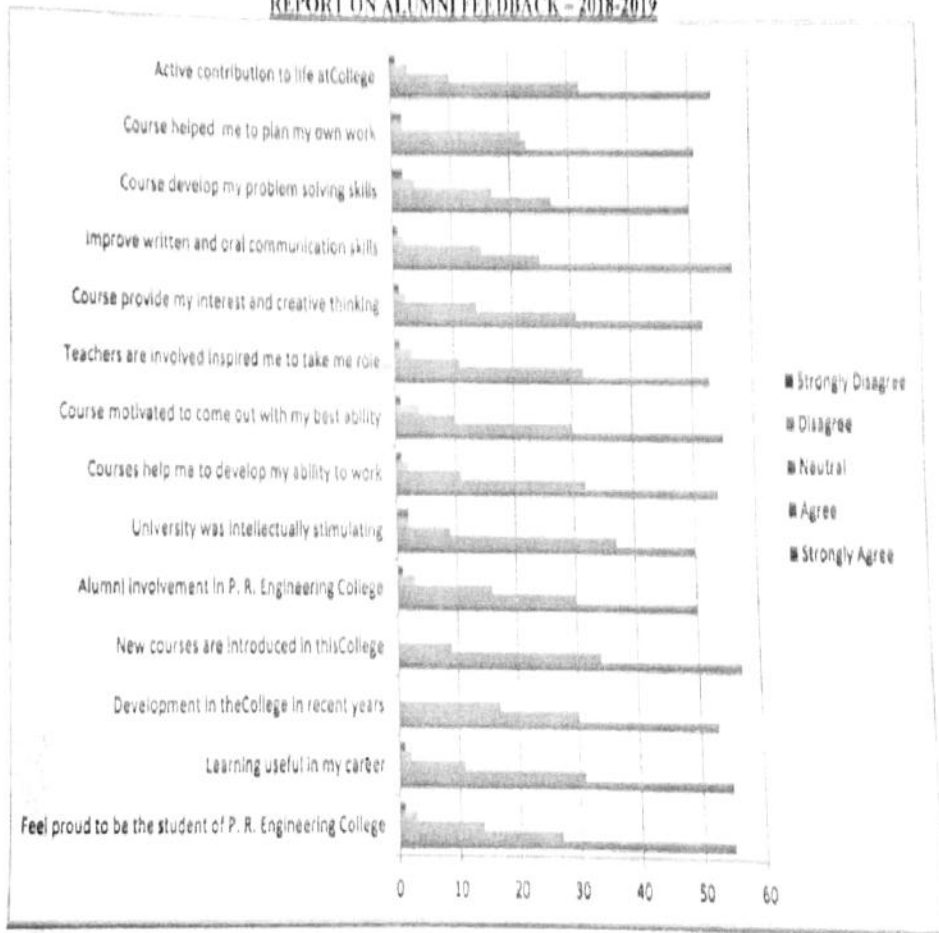

DEAN
School of Commerce & Business Management
Ponnaiyah Ramajayam Institute
Science & Technology (PRIST)
(Institution Deemed to be University)
11/s 3 of the UGC Act, 1953
THANJAVUR - 613 403, TAMIL NADU



PRIST
UNIVERSITY
HASSA ACADEMIES
THANJAVUR - 613 403, TAMIL NADU

DEPARTMENT OF MANAGEMENT STUDIES

REPORT ON ALUMNI FEEDBACK - 2018-2019



[Signature]
COORDINATOR - IQAC

[Signature]
Professor & Head,
PRIST SCHOOL OF BUSINESS,
PRIST UNIVERSITY,
VALLAM, THANJAVUR.

[Signature]
DEAN
DEAN
School of Commerce & Business Management
Ponniyahan Ramaswami Institute of
Science & Technology (P.R.S.T.)
(Institution Deemed to be University)
THANJAVUR
THANJAVUR - 613 403, TAMIL NADU



PRIST
DEEMED TO BE
UNIVERSITY
NAAC ACCREDITED
THANJAVUR - 613 403 - TAMILNADU


DEPARTMENT OF MANAGEMENT STUDIES

REPORT ON STUDENTS SATISFACTION QUESTIONNAIRE - 2018-2019

| S.No | Criteria | Very Dissatisfied | Dissatisfied | Neither Satisfied or Dissatisfied | Satisfied | Very Satisfied | Total |
|------|--|-------------------|--------------|-----------------------------------|-----------|----------------|-------|
| 1 | Library Resources | 0 | 0 | 12 | 36 | 52 | 100 |
| 2 | Opportunities to Make Friends | 0 | 0 | 13 | 35 | 52 | 100 |
| 3 | Professionalism of Lectures & Tutors | 1 | 1 | 14 | 30 | 54 | 100 |
| 4 | Lecture theatres, tutorial rooms & Lab | 2 | 3 | 10 | 30 | 55 | 100 |
| 5 | Social Events | 1 | 2 | 19 | 30 | 48 | 100 |
| 6 | Level of Knowledge of Staff | 0 | 3 | 25 | 30 | 42 | 100 |
| 7 | Availability of Computers & Technology | 0 | 0 | 18 | 31 | 51 | 100 |
| 8 | Opportunities to develop close friends | 2 | 5 | 14 | 26 | 53 | 100 |
| 9 | Quality of Education | 0 | 0 | 16 | 28 | 56 | 100 |
| 10 | Extra Campus Facilities | 1 | 3 | 15 | 29 | 52 | 100 |
| 11 | Pursue Social Interests | 0 | 1 | 14 | 31 | 54 | 100 |
| 12 | Quality of Staff | 1 | 2 | 20 | 23 | 54 | 100 |
| 13 | Places to study on campus | 1 | 2 | 21 | 23 | 53 | 100 |
| 14 | Quality of Social life | 1 | 1 | 26 | 24 | 48 | 100 |
| 15 | Interest of teaching staff on student progress | 0 | 0 | 22 | 25 | 53 | 100 |
| 16 | Student Support Services | 1 | 1 | 20 | 27 | 51 | 100 |
| 17 | Chances to spend enjoyable time | 1 | 0 | 17 | 28 | 54 | 100 |
| 18 | Teaching ability of Tutors & Lectures | 0 | 1 | 22 | 26 | 51 | 100 |
| 19 | Quality of Campus Facilities | 0 | 1 | 17 | 28 | 54 | 100 |


COORDINATOR - IQAC


Professor & Head,
PRIST SCHOOL OF BUSINESS,
PRIST UNIVERSITY,
VALLAM, THANJAVUR.

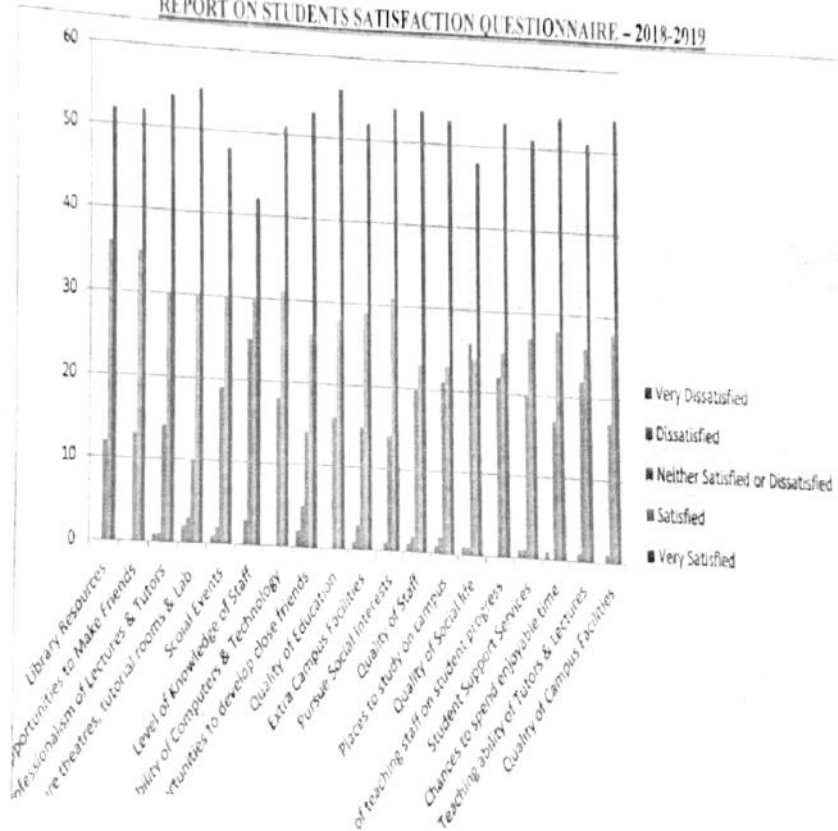

DEAN
SCHOOL OF COMMERCE & BUSINESS MANAGEMENT,
PONNAYAH RAMAJAYAM INSTITUTE OF
SCIENCE & TECHNOLOGY (PRIST)
(Institution Deemed to be University)
11/3 of the UGC Act, 1956
THANJAVUR - 613 403, TAMILNADU



PRIST
DEEMED TO BE
UNIVERSITY
NAAC ACCREDITED
THANJAVUR - 613 403 - TAMILNADU

DEPARTMENT OF MANAGEMENT STUDIES

REPORT ON STUDENTS SATISFACTION QUESTIONNAIRE - 2018-2019



[Signature]
COORDINATOR-IQAC

[Signature]
Professor & Head,
PRIST SCHOOL OF BUSINESS
PRIST UNIVERSITY,
VALLAM, THANJAVUR.

[Signature]
PRIST
School of Commerce & Business Management,
Ponniyan Ramaswamy Institute of
Science & Technology (PRIST)
Deemed to be University
115 3 of the UGC Act, 1956
THANJAVUR - 613 403, TAMILNADU



PRIST
 DEEMED TO BE
UNIVERSITY
 NAAC ACCREDITED
 THANJAVUR - 613 403 - TAMIL NADU

DEPARTMENT OF MANAGEMENT STUDIES

REPORT ON OUTGOING STUDENTS FEEDBACK - 2018-2019

| S.No | Attributes | Strongly Agree | Agree | Neutral | Disagree | Strongly Disagree | Total |
|------|---|----------------|-------|---------|----------|-------------------|-------|
| 1 | Increase In Learning Capacity | 51 | 28 | 20 | 1 | 0 | 100 |
| 2 | Intellectually Stimulating | 49 | 30 | 18 | 2 | 1 | 100 |
| 3 | Develop Ability To Work Efficiently | 59 | 31 | 8 | 1 | 1 | 100 |
| 4 | Motivated Towards Best Ability | 52 | 28 | 18 | 1 | 1 | 100 |
| 5 | Inspiration Of The Teachers | 50 | 33 | 15 | 1 | 1 | 100 |
| 6 | Stimulation To Innovative Thinking | 52 | 25 | 21 | 2 | 0 | 100 |
| 7 | Improvement In Written And Oral Communication | 55 | 29 | 13 | 2 | 1 | 100 |
| 8 | Problem Solving And Critical Thinking Skills | 58 | 29 | 12 | 1 | 0 | 100 |
| 9 | Ability To Plan My Own Work | 52 | 39 | 9 | 0 | 0 | 100 |
| 10 | Active Contribution To My Life | 51 | 29 | 18 | 1 | 1 | 100 |

[Signature]
 COORDINATOR - IQAC

[Signature]
 Professor & Head,
 PRIST SCHOOL OF BUSINESS,
 PRIST UNIVERSITY,
 VALLAM, THANJAVUR.

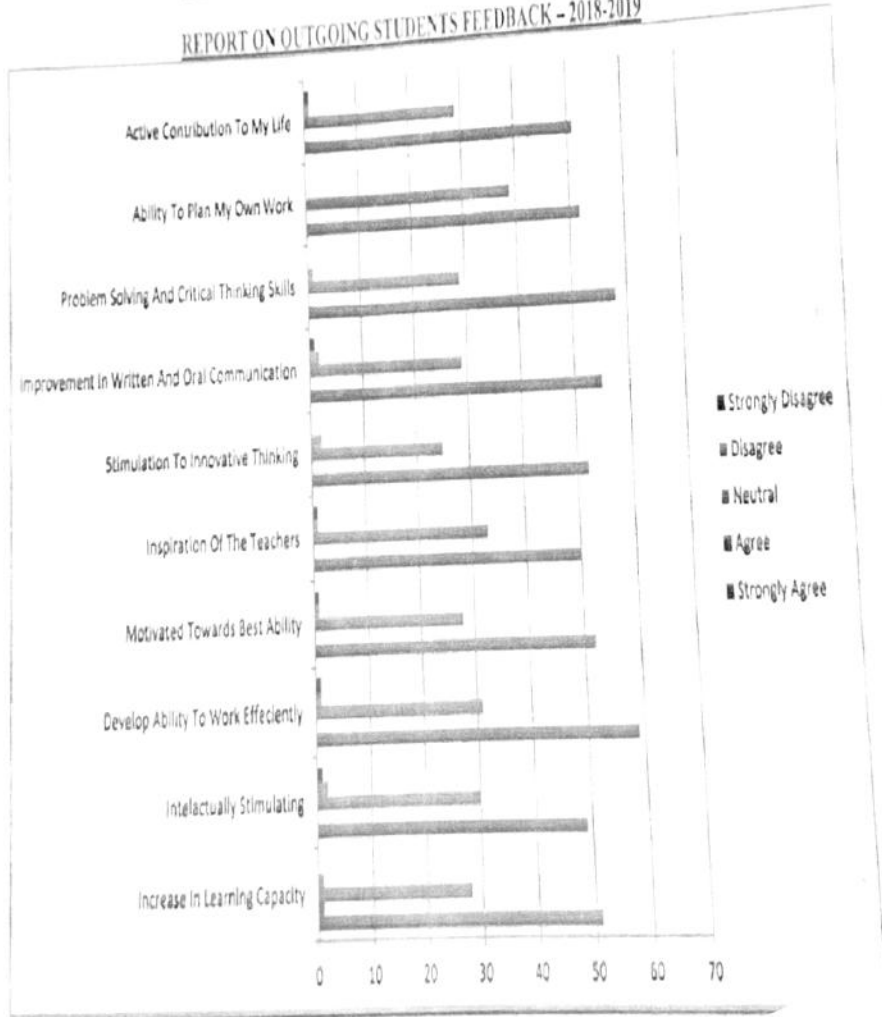
[Signature]
 DEAN
 School of Commerce & Business Management,
 Ponnaiyandi Ranganathan Institute of
 Science & Technology (PRIST)
 Institution Deemed to be University
 U-5 of the UGC Act, 1956
 THANJAVUR - 613 403, TAMIL NADU



PRIST
 DEEMED TO BE
UNIVERSITY
 NAAC ACCREDITED
 THANJAVUR - 613 403 - TAMIL NADU

DEPARTMENT OF MANAGEMENT STUDIES

REPORT ON OUTGOING STUDENTS FEEDBACK - 2018-2019



[Signature]
 COORDINATOR - IQAC

[Signature]
 Professor & Head,
 PRIST SCHOOL OF BUSINESS,
 PRIST UNIVERSITY,
 VALLAM, THANJAVUR.

[Signature]
 DEAN
 DEAN
 School of Commerce & Business Management
 Ponnaiyah Ramajaya Institute
 Science & Technology (PRIST)
 (Institution Deemed to be University)
 3 of the 3
 THANJAVUR - 613 403 - TAMIL NADU



PRIST
DEEMED TO BE
UNIVERSITY
NAAC ACCREDITED
THANJAVUR – 613 403 - TAMILNADU

Internal Quality Assurance Cell [IQAC]

“Feedback Report”

DEPARTMENT OF BIOTECHNOLOGY

Academic Year : 2018-2019

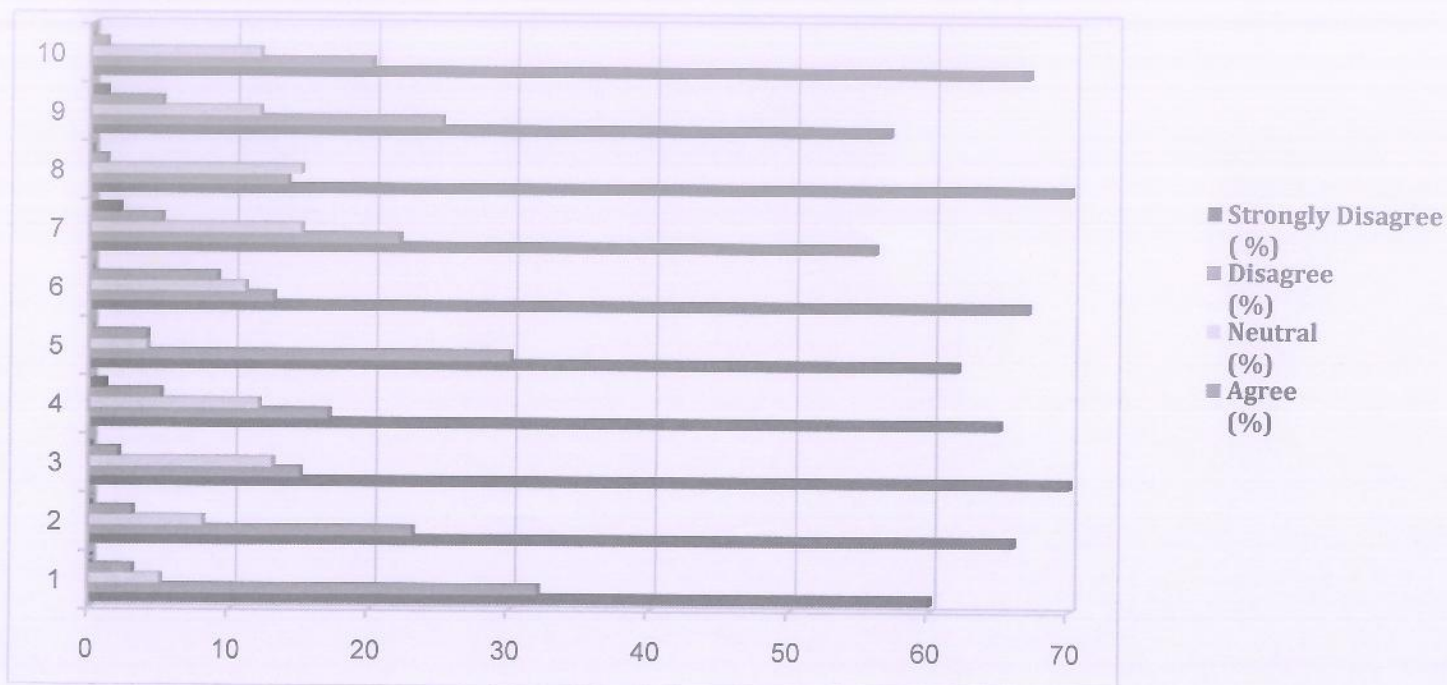


DEPARTMENT OF BIOTECHNOLOGY
REPORT ON OUTGOING STUDENTS FEEDBACK - 2018-2019

| S. No | Attributes | Strongly Agree(in %) | Agree(in %) | Neutral(in %) | Disagree(in %) | Strongly Disagree(in %) |
|-------|---|----------------------|-------------|---------------|----------------|-------------------------|
| 1 | Increase In Learning Capacity | 60 | 32 | 5 | 3 | 0 |
| 2 | Intellectually Stimulating | 66 | 23 | 8 | 3 | 0 |
| 3 | Develop Ability To Work Efficiently | 70 | 15 | 13 | 2 | 0 |
| 4 | Motivated Towards Best Ability | 65 | 17 | 12 | 5 | 1 |
| 5 | Inspiration Of The Teachers | 62 | 30 | 4 | 4 | 0 |
| 6 | Stimulation To Innovative Thinking | 67 | 13 | 11 | 9 | 0 |
| 7 | Improvement In Written And Oral Communication | 56 | 22 | 15 | 5 | 2 |
| 8 | Problem Solving And Critical Thinking Skills | 70 | 14 | 15 | 1 | 0 |
| 9 | Ability To Plan My Own Work | 57 | 25 | 12 | 5 | 1 |
| 10 | Active Contribution To My Life | 67 | 20 | 12 | 1 | 0 |

***TOTAL NO OF RESPONDED- 24**

REPORT ON OUTGOING STUDENTS FEEDBACK - 2018-2019



A. Subramanian
Head of the Department
Department of Biotechnology
School of Arts & Science
Prist Deemed to be University, Thanjavur.

SS
Dean of Arts & Science
PRIST Deemed to be University
Thanjavur - 613 403, Tamilnadu.

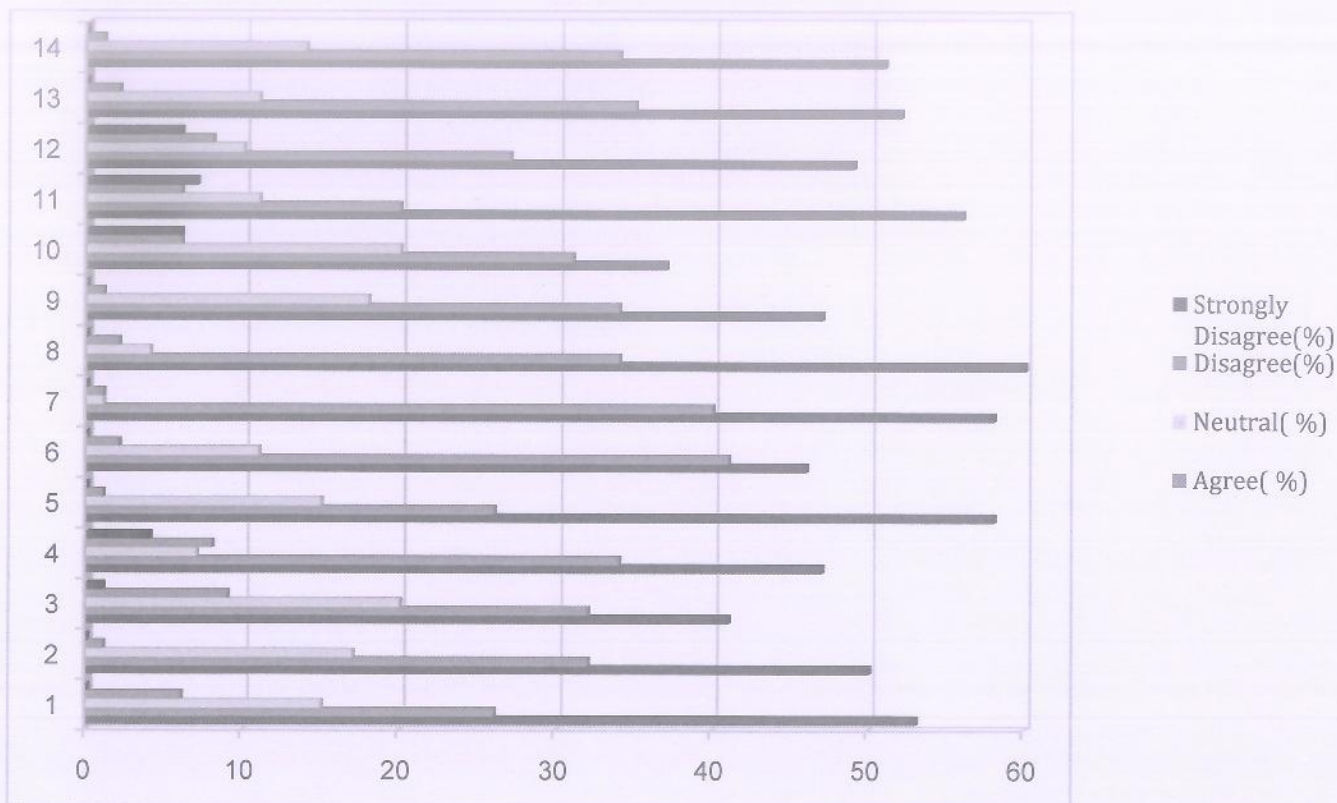


DEPARTMENT OF BIOTECHNOLOGY
REPORT ON ALUMNI FEEDBACK - 2018-2019

| S. No | Attributes | Strongly Agree(%) | Agree (%) | Neutral (%) | Disagree (%) | Strongly Disagree(%) |
|-------|--|--------------------|------------|--------------|--------------|----------------------|
| 1 | Feel proud to be the student of PRIST | 53 | 21 | 15 | 6 | 5 |
| 2 | Learning useful in my career | 50 | 32 | 11 | 1 | 6 |
| 3 | Development in the Institution in recent years | 41 | 32 | 17 | 7 | 3 |
| 4 | New courses are introduced in this Institution | 47 | 34 | 7 | 8 | 4 |
| 5 | Alumni involvement in PRIST | 58 | 26 | 11 | 1 | 4 |
| 6 | Institution was intellectually stimulating | 42 | 41 | 7 | 6 | 4 |
| 7 | Courses help me to develop my ability to work | 49 | 37 | 11 | 2 | 1 |
| 8 | Course motivated to come out with my best ability | 53 | 30 | 11 | 4 | 2 |
| 9 | Teachers are involved inspired me to take me role models | 47 | 32 | 14 | 5 | 2 |
| 10 | Course provide my interest and creative thinking | 37 | 31 | 20 | 6 | 6 |
| 11 | improve written and oral communication skills | 38 | 32 | 17 | 6 | 7 |
| 12 | Course develop my problem solving skills | 37 | 27 | 22 | 8 | 6 |
| 13 | Course helped me to plan my own work | 52 | 23 | 21 | 2 | 2 |
| 14 | Active contribution to life at Institution | 50 | 32 | 14 | 1 | 3 |

***TOTAL NO OF RESPONDED- 29**

REPORT ON ALUMNI FEEDBACK - 2018-2019



[Signature]
Head of the Department
Department of Biotechnology
School of Arts & Science
Prist Deemed to be University, Thanjavur.

[Signature]
Dean of Arts & Science
PRIST Deemed to be University
Thanjavur - 613 403, Tamilnadu.

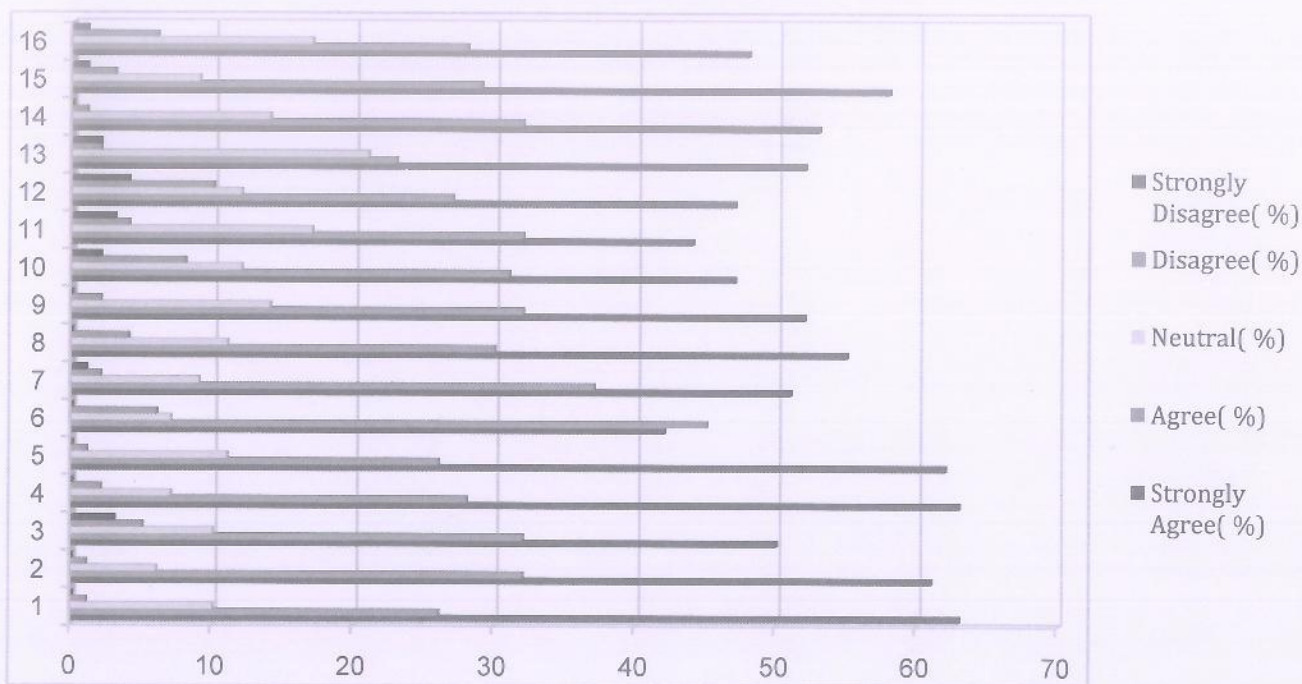


DEPARTMENT OF BIOTECHNOLOGY
REPORT ON PARENTS FEEDBACK - 2018-2019

| S. No | Attributes | Strongly Agree(%) | Agree (%) | Neutral (%) | Disagree (%) | Strongly Disagree (%) |
|-------|---|--------------------|------------|--------------|---------------|------------------------|
| 1 | Getting Admission is a Pride | 63 | 26 | 10 | 1 | 0 |
| 2 | Admission Process is fair | 61 | 32 | 6 | 1 | 0 |
| 3 | Knowledge base improving through interaction with Faculty | 50 | 32 | 10 | 5 | 3 |
| 4 | Discipline | 63 | 38 | 9 | 2 | 0 |
| 5 | Atmosphere is conducive for learning | 62 | 26 | 11 | 1 | 0 |
| 6 | Positive change in the behaviour | 42 | 45 | 7 | 6 | 0 |
| 7 | Respect to PRIST | 51 | 37 | 9 | 2 | 1 |
| 8 | PRIST is one of the Best | 55 | 30 | 11 | 4 | 0 |
| 9 | Accessibility of Information | 52 | 32 | 14 | 2 | 5 |
| 10 | Curriculum is well designed | 47 | 31 | 12 | 8 | 2 |
| 11 | Employability focused in curriculum design | 44 | 32 | 17 | 4 | 3 |
| 12 | curriculum incorporates recent changes | 47 | 27 | 12 | 10 | 4 |
| 13 | issuing of certificates under Tatkal Scheme | 52 | 23 | 21 | 2 | 2 |
| 14 | Interaction with Institution officers | 53 | 32 | 14 | 1 | 0 |
| 15 | Employees are cooperative | 58 | 29 | 9 | 3 | 1 |
| 16 | Curriculum changes are progressive | 48 | 28 | 17 | 6 | 1 |

*TOTAL NO OF RESPONDED- 23

REPORT ON PARENTS FEEDBACK - 2018-2019



[Signature]
Head of the Department
Department of Biotechnology
School of Arts & Science
Prist Deemed to be University, Thanjavur.

[Signature]
Deap of Arts & Science
PRIST Deemed to be University
Thanjavur - 613 403, Tamilnadu

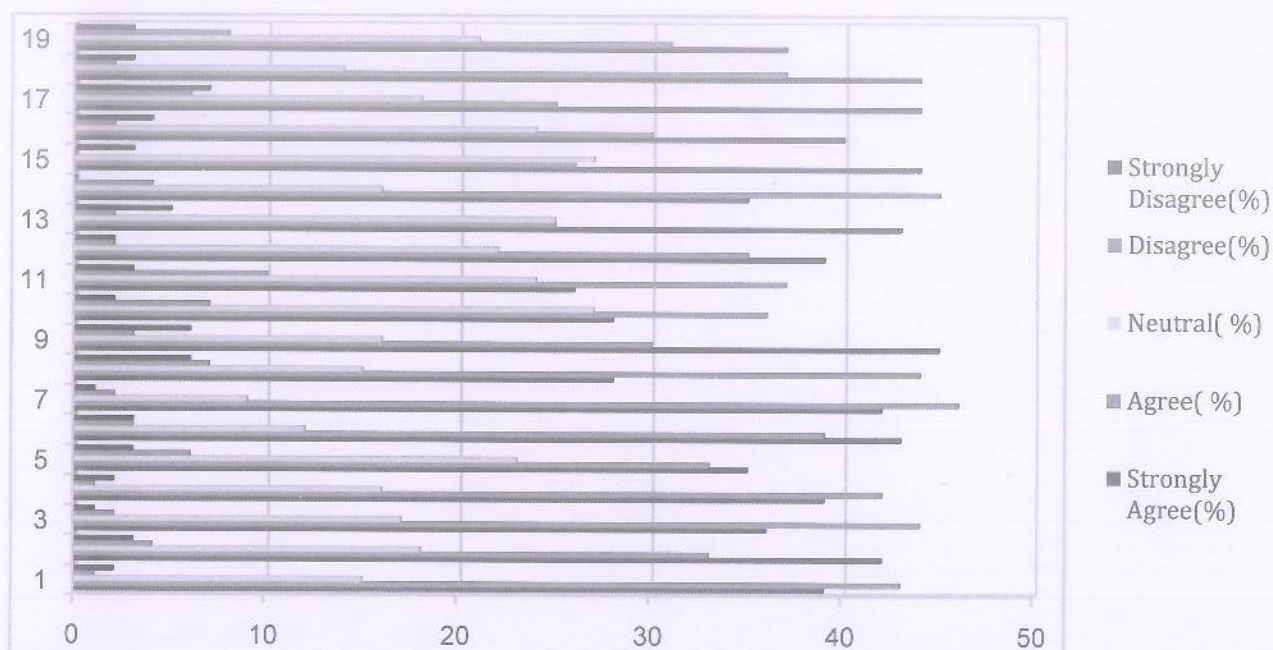


DEPARTMENT OF BIOTECHNOLOGY
REPORT ON STUDENTS SATISFACTION QUESTIONNAIRE - 2018-2019

| S. No | Criteria | Strongly Agree (%) | Agree (%) | Neutral (%) | Disagree (%) | Strongly Disagree (%) |
|-------|--|--------------------|-----------|-------------|--------------|-----------------------|
| 1 | Library Resources | 39 | 1 | 15 | 43 | 2 |
| 2 | Opportunities to Make Friends | 4 | 3 | 18 | 33 | 42 |
| 3 | Professionalism of Lectures & Tutors | 2 | 1 | 17 | 44 | 36 |
| 4 | Lecture theatres, tutorial rooms & Lab | 1 | 2 | 16 | 42 | 39 |
| 5 | Social Events | 3 | 6 | 23 | 33 | 35 |
| 6 | Level of Knowledge of Staff | 3 | 3 | 12 | 39 | 43 |
| 7 | Availability of Computers & Technology | 2 | 1 | 9 | 46 | 42 |
| 8 | Opportunities to develop close friends | 7 | 6 | 15 | 44 | 28 |
| 9 | Quality of Education | 3 | 6 | 16 | 30 | 45 |
| 10 | Extra Campus Facilities | 2 | 7 | 27 | 36 | 28 |
| 11 | Pursue Social Interests | 7 | 6 | 24 | 37 | 26 |
| 12 | Quality of Staff | 2 | 2 | 22 | 35 | 39 |
| 13 | Places to study on campus | 2 | 5 | 25 | 25 | 43 |
| 14 | Quality of Social life | 4 | 0 | 16 | 45 | 35 |
| 15 | Interest of teaching staff on student progress | 0 | 3 | 27 | 26 | 44 |
| 16 | Student Support Services | 2 | 4 | 24 | 30 | 40 |
| 17 | Chances to spend enjoyable time | 6 | 7 | 18 | 25 | 44 |
| 18 | Teaching ability of Tutors & Lectures | 2 | 3 | 14 | 37 | 44 |
| 19 | Quality of Campus Facilities | 4 | 7 | 21 | 31 | 37 |

***TOTAL NO OF RESPONDED- 49**

REPORT ON STUDENTS SATISFACTION QUESTIONNAIRE - 2018-2019



[Signature]
Head of the Department
Department of Biotechnology
School of Arts & Science
Prist Deemed to be University, Thanjavur.

[Signature]
Dean of Arts & Science
PRIST Deemed to be University
Thanjavur - 613 403, Tamilnadu

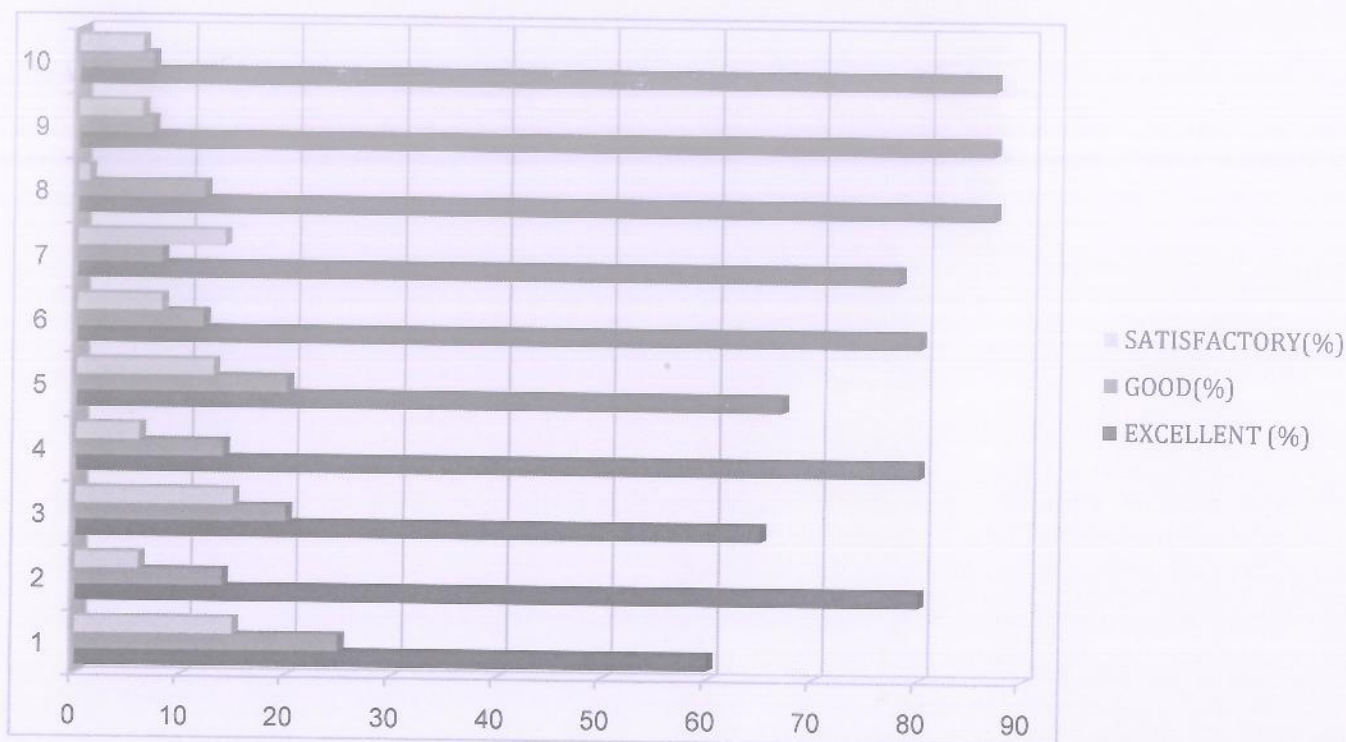


DEPARTMENT OF BIOTECHNOLOGY
REPORT ON EMPLOYER FEEDBACK - 2018-2019

| S.NO | PARAMENTERS | EXCELLENT (%) | GOOD (%) | SATISFACTORY (%) |
|------|---|---------------|----------|------------------|
| 1 | Rate your opinion on the relevancy/ sufficiency of the courses meeting the industry requirements? | 60 | 25 | 15 |
| 2 | Rate the applicability of the tools/activities/case studies presented in the curriculum facilitating more employability skills among graduates. | 80 | 14 | 6 |
| 3 | How effective is the Curriculum in developing analytical and problem-solving skills | 65 | 20 | 15 |
| 4 | Does the curriculum include value added courses/ soft skill training/ domain specific electives for enhancing constructive learning. | 80 | 14 | 6 |
| 5 | Rate the scope of the syllabus in enhancing entrepreneurship skills/ lifelong learning/ human values and ethics. | 67 | 20 | 13 |
| 6 | Curriculum reflects current trends and practices in the respective disciplines. | 80 | 12 | 8 |
| 7 | Does the curriculum effectively cover topics on fundamentals and latest technology? | 78 | 8 | 14 |
| 8 | The academic initiatives of the institution contributes towards achieving the Mission and Vision of the institution | 87 | 12 | 1 |
| 9 | Rate the proficiency of our graduates to adapt to industry requirements | 87 | 7 | 6 |
| 10 | The curriculum facilitates an overall holistic development of the student? | 87 | 7 | 6 |

***TOTAL NO OF RESPONDED - 22**

REPORT ON EMPLOYER FEEDBACK - 2018-2019



[Signature]
Head of the Department
Department of Biotechnology
School of Arts & Science
Prist Deemed to be University, Thanjavur.

[Signature]
Dean of Arts & Science
PRIST Deemed to be University
Thanjavur - 613 403, Tamilnadu.



PRIST
DEEMED TO BE
UNIVERSITY
NAAC ACCREDITED
THANJAVUR - 613 403 - TAMILNADU

STUDENTS FEEDBACK ON CURRICULUM - FEEDBACK ANALYSIS REPORT

| S.NO | Question's | Excellent | Very Good | Good | Fair | Poor |
|------|--|-----------|-----------|------|------|------|
| 1. | Content and Coverage of the Core Courses in the Curriculum | 46 | 37 | 09 | 2 | 1 |
| 2. | Adequacy of the Elective Courses in the Curriculum | 42 | 36 | 14 | 4 | 2 |
| 3. | Adequacy of the Open Elective Courses in the Curriculum | 38 | 31 | 18 | 3 | 0 |
| 4. | Availability of Courses related to Computing and Communication skills in the Curriculum | 37 | 38 | 21 | 2 | 0 |
| 5. | Availability of Courses related to Industrial planning and managerial skills in the Curriculum | 51 | 31 | 10 | 1 | 0 |
| 6. | Scope for skill development/ employability/ entrepreneurship in the Courses offered. | 41 | 28 | 14 | 0 | 1 |
| 7. | Laboratory Content in the Curriculum | 42 | 31 | 21 | 1 | 2 |
| 8. | Adequacy of the Skill Based Courses in the Curriculum | 47 | 34 | 08 | 1 | 0 |

B. Prasad

Head of the Department
Department of Civil Engineering
Ponnaiyah Ramajayam Institute of
Science & Technology (Prist)
(Institution Deemed to be University
U/s 3 of the UGC Act 1956)
THANJAVUR - 613 403, TAMILNADU.

Raveesh
DEAN

School of Engineering and Tech.
Ponnaiyah Ramajayam Institute of
Science and Technology (PRIST)
Deemed to be University
Vaiiam, Thanjavur-613,403.



PRIST
DEEMED TO BE
UNIVERSITY
NAAC ACCREDITED
TIANJAVUR - 613 403 - TAMILNADU

| | | | | | | |
|-----|--|----|----|----|----|---|
| 9. | Adequacy of the Add-On Courses in the Curriculum | 46 | 32 | 11 | 3 | 2 |
| 10. | Program's effectiveness in developing independent thinking. | 51 | 28 | 15 | 1 | 0 |
| 11. | Program's effectiveness in developing teamwork capability. | 48 | 34 | 14 | 23 | 0 |
| 12. | Program's effectiveness in imparting quest for lifelong learning | 50 | 22 | 14 | 2 | 1 |
| 13. | The research orientation in the course design | 42 | 41 | 22 | 2 | 1 |

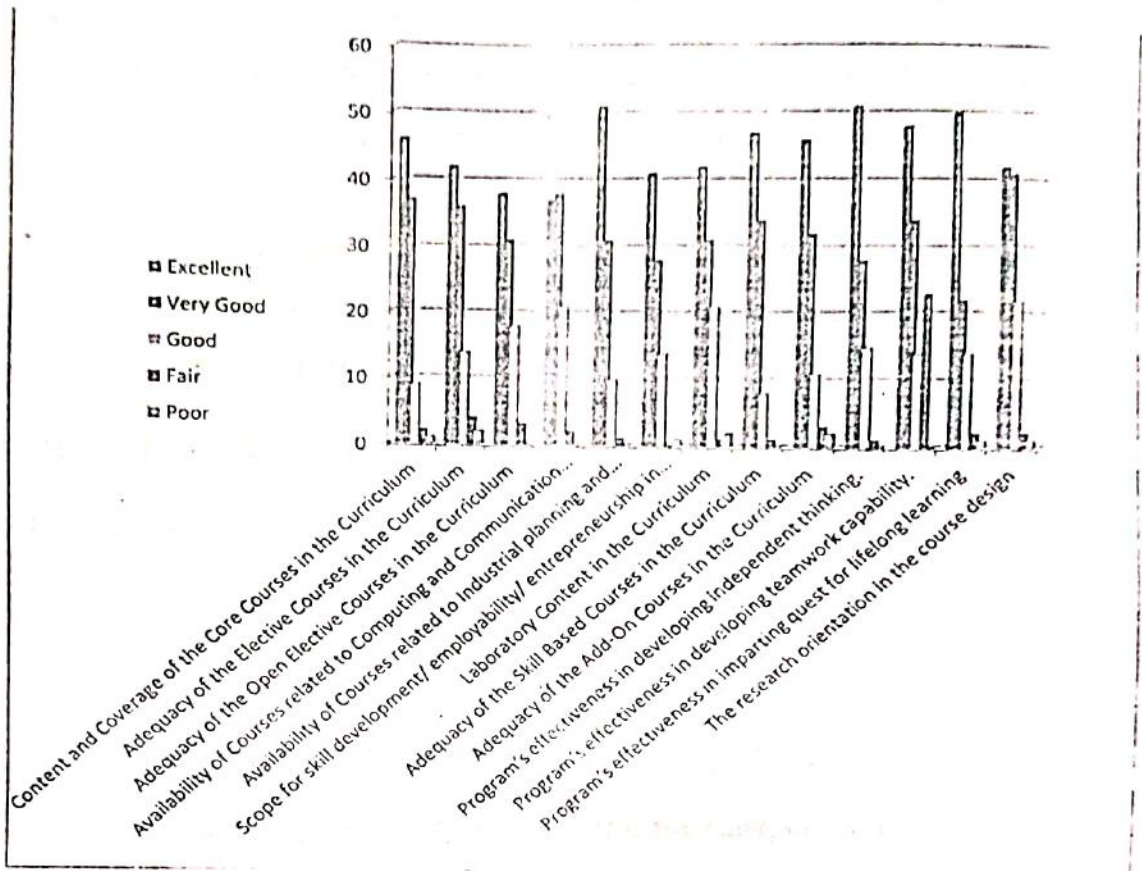
B. Praveen
Head of the Department
Department of Civil Engineering
Ponnaiyah Ramajayam Institute of
Science & Technology (Prist)
(Institution Deemed to be University
U/s 3 of the UGC Act 1956)
TIANJAVUR - 613 403, TAMILNADU.

Ramya
DEAN
School of Engineering and Tech.
Ponnaiyah Ramajayam Institute of
Science and Technology (PRIST)
Deemed to be University
Vaitam, Thanjavur-613 403.



PRIST
 DEEMED TO BE
 UNIVERSITY
 NAAC ACCREDITED
 THANJAVUR - 613 403 - TAMIL NADU

STUDENTS FEEDBACK ON CURRICULUM – FEEDBACK ANALYSIS REPORT



B. Prasad
 Head of the Department
 Department of Civil Engineering
 Ponnaiyah Ramajayam Institute of
 Science & Technology (Prist)
 (Institution Deemed to be University
 U/s 3 of the UGC Act 1956)
 THANJAVUR - 613 403, TAMILNADU.

Ramesh
 DEAN
 School of Engineering and Tech.
 Ponnaiyah Ramajayam Institute of
 Science and Technology (PRIST)
 Deemed to be University
 Vallam, Thanjavur-613 403.



PRIST
DEEMED TO BE
UNIVERSITY
NAAC ACCREDITED
THANJAVUR - 613 403 - TAMIL NADU

ALUMNI FEEDBACK ON CURRICULUM - FEEDBACK ANALYSIS REPORT

| S.NO | Question's | Strongly agree | Agree | Neutral | Disagree | Strongly disagree |
|------|--|----------------|-------|---------|----------|-------------------|
| 1. | I feel proud to have graduated from PRIST University | 42 | 31 | 11 | 0 | 0 |
| 2. | The learning I had in the University is useful in my career | 40 | 28 | 13 | 2 | 1 |
| 3. | The academic developments in the University in recent years are appreciative | 38 | 34 | 16 | 3 | 1 |
| 4. | The new courses introduced in this University meet contemporary requirements | 41 | 41 | 13 | 1 | 1 |
| 5. | PRIST University encourages alumni participation in its activities. | 33 | 38 | 20 | 1 | 1 |
| 6. | The Program that I have undergone in this University was intellectually stimulating | 50 | 41 | 15 | 0 | 0 |
| 7. | The Program that I have undergone in this University helped me develop my ability to work efficiently as a part of a group | 28 | 37 | 10 | 1 | 0 |
| 8. | The program has brought out the best of my ability | 34 | 36 | 9 | 0 | 1 |
| 9. | The Program has stimulated creative thinking in me | 41 | 41 | 22 | 0 | 0 |
| 10. | The Program has improved my skills in written and oral communication | 54 | 39 | 10 | 1 | 1 |

B. Prasad
Head of the Department
Department of Civil Engineering
Ponnaiyah Ramajayam Institute of
Science & Technology (Prist)
(Institution Deemed to be University
U/s 3 of the UGC Act 1956)
THANJAVUR - 613 403, TAMILNADU.

Prasad
DEAN
School of Engineering and Tech.
Ponnaiyah Ramajayam Institute of
Science and Technology (PRIST)
Deemed to be University
Vallam, Thanjavur-613,403.



PRIST
DEEMED TO BE
UNIVERSITY
NAAC ACCREDITED
THANJAVUR - 613 403 - TAMIL NADU

| | | | | | | |
|-----|---|----|----|----|---|---|
| 11. | The Program has developed my problem solving skills | 58 | 31 | 9 | 1 | 1 |
| 12. | The Program helped me develop the ability in planning. | 47 | 34 | 16 | 2 | 1 |
| 13. | The teachers involved in the courses have inspired me a lot so as to make some of them my role models | 47 | 36 | 17 | 0 | 0 |
| 14. | I have made an active contribution to University through the program undergone | 47 | 31 | 19 | 1 | 2 |

B. Praveen
Head of the Department
Department of Civil Engineering
Ponnaiyah Ramajayam Institute of
Science & Technology (Prist)
(Institution Deemed to be University
U/s 3 of the UGC Act 1956)
THANJAVUR - 613 403, TAMILNADU.

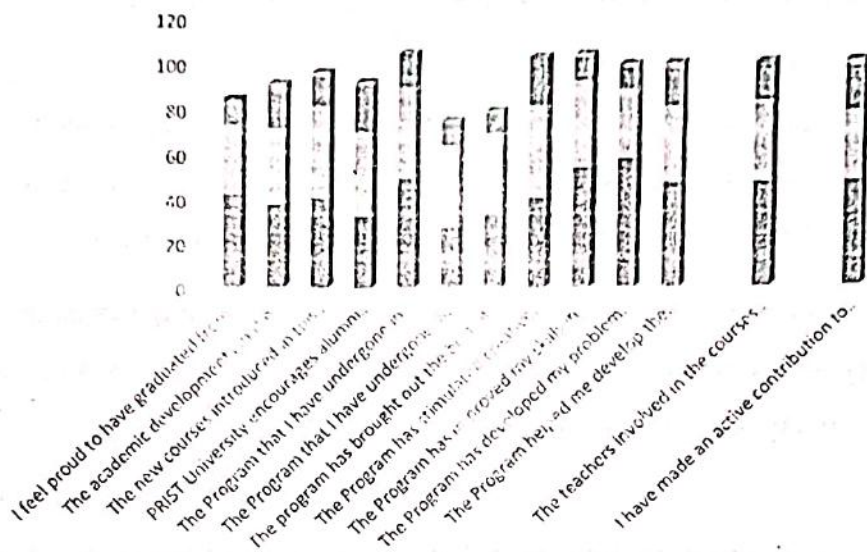
[Signature]
DEAN
School of Engineering and Tect.
Ponnaiyah Ramajayam Institute of
Science and Technology (FRIST)
Deemed to be University
Vallam, Thanjavur - 613 403.



PRIST
 DEEMED TO BE
UNIVERSITY
 NAAC ACCREDITED
 THANJAVUR - 613 403 - TAMIL NADU

ALUMNI FEEDBACK ON CURRICULUM - FEEDBACK ANALYSIS REPORT

Chart Title



B. Prasad
Head of the Department
 Department of Civil Engineering
 Ponnaiyah Ramajayam Institute of
 Science & Technology (Prist)
 (Institution Deemed to be University
 U/s 3 of the UGC Act 1956)
 THANJAVUR - 613 403, TAMILNADU.

Aravind
DEAN
 School of Engineering and Tech.
 Ponnaiyah Ramajayam Institute of
 Science and Technology (PRIST)
 Deemed to be University
 Vallam, Thanjavur-613 403.



EMPLOYER FEEDBACK ON CURRICULUM - FEEDBACK ANALYSIS REPORT

| S.NO | Question's | Excellent | Very Good | Good | Fair | Poor |
|------|--|-----------|-----------|------|------|------|
| 1. | Fundamental knowledge of Mathematics and Science of the students. | 53 | 20 | 14 | 3 | 0 |
| 2. | Basic skills in computer Science | 48 | 30 | 18 | 2 | 0 |
| 3. | Knowledge in Design Techniques | 42 | 34 | 19 | 2 | 0 |
| 4. | Knowledge about recent tools and their usage | 41 | 28 | 15 | 0 | 0 |
| 5. | Practical skills | 48 | 33 | 11 | 0 | 0 |
| 6. | Ability to grasp new ideas | 38 | 32 | 14 | 3 | 2 |
| 7. | Ability to learn new skills | 33 | 30 | 21 | 1 | 2 |
| 8. | Willingness to learn | 41 | 32 | 9 | 0 | 0 |
| 9. | Communication Skills | 48 | 31 | 15 | 2 | 2 |
| 10. | Working in a team | 51 | 31 | 15 | 1 | 0 |
| 11. | Content and Coverage of the Core Courses in the Curriculum | 42 | 38 | 13 | 2 | 0 |
| 12. | Adequacy of the Elective Courses in the Curriculum | 41 | 31 | 16 | 2 | 0 |
| 13. | Adequacy of the Interdisciplinary Elective Courses in the Curriculum | 38 | 34 | 21 | 2 | 1 |

B. Annes
Head of the Department
Department of Civil Engineering
Ponnaiyah Ramajayam Institute of
Science & Technology (Prist)
(Institution Deemed to be University
U/s 3 of the UGC Act 1956)
THANJAVUR - 613 403, TAMILNADU.

Shree
DEAN
School of Engineering and Tech.
Ponnaiyah Ramajayam Institute of
Science and Technology (PRIST)
Deemed to be University
Vallam, Thanjavur-613,403.



PRIST
DEEMED TO BE
UNIVERSITY
NAAC ACCREDITED
THANJAVUR - 613 403 - TAMIL NADU

| | | | | | | |
|-----|--|----|----|----|----|---|
| 14. | Availability of Courses related to Computing and Communication skills in the Curriculum | 42 | 32 | 15 | 1 | 0 |
| 15. | Availability of Courses related to Industrial planning and managerial skills in the Curriculum | 47 | 28 | 11 | 09 | 8 |
| 16. | Scope for skill development/ employability/ entrepreneurship in the Courses offered. | 48 | 33 | 14 | 1 | 0 |
| 17. | Laboratory Content in the Curriculum | 51 | 31 | 17 | 0 | 1 |
| 18. | Adequacy of the Skill Based Courses in the Curriculum | 40 | 35 | 15 | 1 | 0 |
| 19. | Adequacy of the Add-On Courses in the Curriculum | 45 | 32 | 17 | 0 | 0 |

B. Prasad
Head of the Department
Department of Civil Engineering
Ponnaiyah Ramajayam Institute of
Science & Technology (Prist)
(Institution Deemed to be University
U/s 3 of the UGC Act 1956)
THANJAVUR - 613 403, TAMILNADU.


[Signature]
DEAN
School of Engineering and Tech.
Ponnaiyah Ramajayam Institute of
Science and Technology (PRIST)
Deemed to be University
Vaitam, Thanjavur-613,403.



PRIST
DEEMED TO BE
UNIVERSITY
NAAC ACCREDITED
THANJAVUR - 613 403 - TAMIL NADU

EMPLOYER FEEDBACK ON CURRICULUM - FEEDBACK ANALYSIS REPORT

Chart Title



Fundamental knowledge of Mathematics and Science
 Basic Skills in Computer Software
 Knowledge about the world trends and technologies
 Ability to grasp new ideas
 Practical skills
 Ability to learn new ideas
 Challenges in the Curriculum
 Availability of Skill Courses in the Curriculum
 Scope for skill development/employability
 Adequacy of the Add-On Courses in the Curriculum
 Availability of Courses related to Computing and
 Scope for skill development/employability
 Adequacy of the Skill Based Courses in the Curriculum
 Adequacy of the Add-On Courses in the Curriculum

B. Anand
Head of the Department
 Department of Civil Engineering
 Ponnaiyah Ramajayam Institute of
 Science & Technology (Prist)
 (Institution Deemed to be University
 U/s 3 of the UGC Act 1956)
 THANJAVUR - 613 403, TAMILNADU.

Keerthi
DEAN
 School of Engineering and Tech.
 Ponnaiyah Ramajayam Institute of
 Science and Technology (PRIST)
 Deemed to be University
 Vallam, Thanjavur-613 403.



FACULTY FEEDBACK ON CURRICULUM - FEEDBACK ANALYSIS REPORT

| S.NO | Question's | Excellent | Very Good | Good | Fair | Poor |
|------|---|-----------|-----------|------|------|------|
| 1. | Content and Coverage of the Core Courses in the Curriculum | 41 | 33 | 15 | 0 | 0 |
| 2. | Adequacy of the Elective Courses in the Curriculum | 44 | 33 | 16 | 2 | 0 |
| 3. | Adequacy of the Interdisciplinary Elective Courses in the Curriculum | 46 | 36 | 9 | 0 | 1 |
| 4. | Availability of Courses related to Computing and Communication skills in the Curriculum | 43 | 33 | 22 | 0 | 0 |
| 5. | Availability of Courses related to Industrial planning and managerial skills in the Curriculum | 41 | 39 | 10 | 1 | 1 |
| 6. | Scope for skill development/ employability/ entrepreneurship in the Courses offered. | 41 | 41 | 9 | 1 | 1 |
| 7. | Laboratory Content in the Curriculum | 47 | 34 | 16 | 2 | 1 |
| 8. | Adequacy of the Skill Based Courses in the Curriculum | 47 | 36 | 17 | 0 | 0 |
| 9. | Adequacy of the Add-On Courses in the Curriculum | 47 | 31 | 19 | 1 | 2 |
| 10. | In your view, the standard of curriculum and syllabi of UG level academic programmes offered in your department in comparison with similar programmes offered by other Institutions | 54 | 32 | 13 | 1 | 0 |

B. Annes
Head of the Department
Department of Civil Engineering
Ponnaiyah Ramajayam Institute of
Science & Technology (Prist)
(Institution Deemed to be University
U/s 3 of the UGC Act 1956)
THANJAVUR - 613 403, TAMILNADU.

Rajeev
DEAN
School of Engineering and Tech,
Ponnaiyah Ramajayam Institute of
Science and Technology (PRIST)
Deemed to be University
Vallam, Thanjavur-613 403.



PRIST
DEEMED TO BE
UNIVERSITY
NAAC ACCREDITED
THANJAVUR - 613 403 - TAMIL NADU

| | | | | | | |
|-----|---|----|----|----|---|---|
| 11. | In your view, the standard of curriculum and syllabi of PG level academic programmes offered in your department in comparison with similar programmes offered by other Institutions | 55 | 32 | 11 | 0 | 2 |
| 12. | The quality of teaching and learning methods adopted by the department for various level academic programmes are at par with the specified standards | 54 | 32 | 13 | 1 | 0 |
| 13. | In view of the Faculty, the processes for assessments, examinations and determination of awards are sound and fairly conducted | 57 | 31 | 8 | 3 | 1 |
| 14. | In view of the Faculty, the standards set in the University for the awards are appropriate for the respective programmes at various levels in the discipline concerned | 50 | 34 | 13 | 2 | 1 |

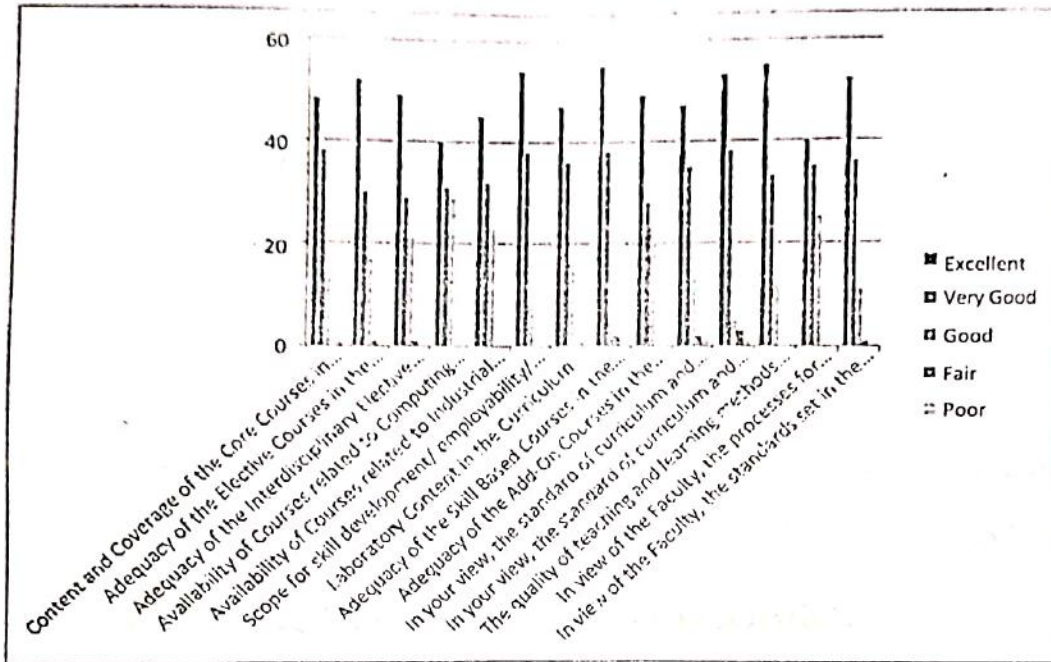
B. Prasad
Head of the Department
Department of Civil Engineering
Ponnaiyah Ramajayam Institute of
Science & Technology (Prist)
(Institution Deemed to be University
U/s 3 of the UGC Act 1956)
THANJAVUR - 613 403, TAMILNADU.

K. Srinivasan
DEAN
School of Engineering and Tech.
Ponnaiyah Ramajayam Institute of
Science and Technology (PRIST)
Deemed to be University
Vallam, Thanjavur - 613 403.



PRIST
 DEEMED TO BE
UNIVERSITY
 NAAC ACCREDITED
 THANJAVUR - 613 403 - TAMIL NADU

FACULTY FEEDBACK ON CURRICULUM - FEEDBACK ANALYSIS REPORT



B. Prasad
 Head of the Department
 Department of Civil Engineering
 Ponnaiyah Ramajayam Institute of
 Science & Technology (Prist)
 (Institution Deemed to be University
 U/s 3 of the UGC Act 1956)
 THANJAVUR - 613 403, TAMILNADU.

Keign
 DEAN
 School of Engineering and Tech.
 Ponnaiyah Ramajayam Institute of
 Science and Technology (PRIST)
 Deemed to be University
 Valliam, Thanjavur-613,403.



EMPLOYER FEEDBACK ON CURRICULUM - FEEDBACK ANALYSIS REPORT

DATA STRUCTURE:

| S.NO | Questions | Very Good | Good | Satisfactory | Unsatisfactory |
|---|--|-----------|------|--------------|----------------|
| Student is requested to grade the various teaching-learning parameters below. | | | | | |
| 1. | Punctuality in handling classes | 45 | 31 | 23 | 1 |
| 2. | Maintenance of discipline inside the class room | 54 | 28 | 7 | 0 |
| 3. | Time Management of the teacher | 44 | 31 | 16 | 2 |
| 4. | Knowledge Base of the teacher | 49 | 40 | 15 | 1 |
| 5. | Communication skill of the teacher | 58 | 38 | 13 | 2 |
| 6. | Sincerity and Commitment of the teacher | 47 | 28 | 09 | 2 |
| 7. | Interest generated by the teacher among the students | 47 | 32 | 21 | 2 |
| 8. | Ability to integrate course material with environment / other issues, to provide a broader perspective | 47 | 31 | 17 | 0 |
| 9. | Ability to integrate content with other courses | 41 | 40 | 08 | 2 |

B. Prasad
Head of the Department
Department of Civil Engineering
Ponnaiyah Ramajayam Institute of
Science & Technology (Prist)
(Institution Deemed to be University
U/s 3 of the UGC Act 1956)
THANJAVUR - 613 403, TAMILNADU.

Deepa
DEAN
School of Engineering and Tech.
Ponnaiyah Ramajayam Institute of
Science and Technology (PRIST)
Deemed to be University
Vallam, Thanjavur-613 403.



PRIST
DEEMED TO BE
UNIVERSITY
NAAC ACCREDITED
THANJAVUR - 613 403 - TAMIL NADU

| | | | | | |
|-----|---|-----|----|-----|----|
| 10. | Accessibility of the teacher to provide information for further study and discussion in and outside the class | 48 | 32 | 11 | 1 |
| 11. | Ability to design Quizzes / Tests / Assignments / Examinations / Projects to evaluate students' understanding of the course | 40 | 25 | 11 | 10 |
| 12. | Ability to provide feedback to the students during evaluation of students' assignments and test answer scripts | 45 | 28 | 08/ | 1 |
| 13. | Judicial covering of syllabus | 44. | 31 | 17 | 1 |
| 14. | Overall gradation | 41 | 38 | 15 | 1 |

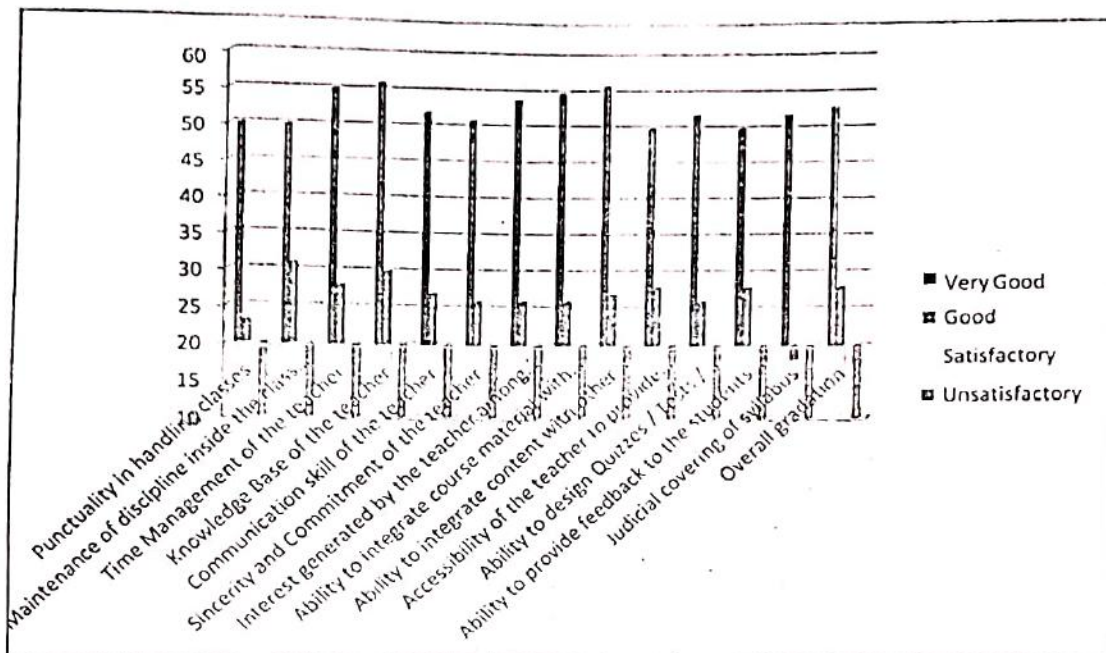
B. Arnes
Head of the Department
Department of Civil Engineering
Ponnaiyah Ramajayam Institute of
Science & Technology (Prist)
(Institution Deemed to be University
U/s 3 of the UGC Act 1956)
THANJAVUR - 613 403, TAMILNADU.

Arnes
DEAN
School of Engineering and Tect.
Ponnaiyah Ramajayam Institute of
Science and Technology (PRIST)
Deemed to be University
Vaiiam, Thanjavur-613 403.



PRIST
 DEEMED TO BE
UNIVERSITY
 NAAC ACCREDITED
 THANJAVUR - 613 403 - TAMIL NADU

EMPLOYER FEEDBACK ON CURRICULUM – FEEDBACK ANALYSIS REPORT



B. James
Head of the Department
Department of Civil Engineering
Ponnaiyah Ramajayam Institute of
Science & Technology (Prist)
(Institution Deemed to be University
U/s 3 of the UGC Act 1956)
THANJAVUR - 613 403, TAMILNADU.

Rajeev
DEAN
School of Engineering and Tech.
Ponnaiyah Ramajayam Institute of
Science and Technology (PRIST)
Deemed to be University
Vallam, Thanjavur-613 403.